

HADLEY HOUSING AUTHORITY
Proposed Annual Plan for Fiscal Year 2026
For State-Aided Public Housing

The Annual Plan is a document compiled by housing authority staff in advance of each new fiscal year. The plan serves as both a tool for the Local Housing Authority (LHA) to reflect upon the prior fiscal year, and as an opportunity to develop a clear and transparent plan that builds on successes, identifies needs, and corrects any issues that have arisen in prior years. Additionally, the Annual Plan is an important tool for tenants, who may use the document to better understand the operations and needs of their housing authority, advocate for changes to policies and procedures, access data about the housing authority, and participate in their housing authority's governance.

In addition to the physical document, the Annual Plan is also a process of public engagement. Throughout the Annual Plan process, the LHA executive director or their designee will be expected to review the Plan with any Local Tenant Organizations (LTO's) and Resident Advisory Board (RAB) before the LHA presents the plan to the LHA Board of Commissioners; make a draft available for review to all residents and the general public; post on the website and make a copy available to each LTO at least 30 business days before the public hearing; hold a hearing on the document; and collect, integrate, and report back on substantive comments. Additionally, the Board will read, offer recommendations, and approve the Annual Plan in advance of its submission to EOHLC.

The law that mandates the Annual Plan is [An Act Relative to Local Housing Authorities, Massachusetts General Laws, Chapter 121B Section 28A](#). The regulation that expands upon Section 28A is 760 CMR 4.16. The regulations that address Local Tenant Organization (LTO) and resident participation in the Annual Plan are 760 CMR 6.09 (3)(h) and 760 CMR 6.09(4)(a)(4).

The HADLEY HOUSING AUTHORITY's Annual Plan for their 2026 fiscal year includes the following components:

1. Overview and Certification
2. Capital Improvement Plan (CIP)
3. Maintenance and Repair Plan
4. Operating Budget
5. Narrative responses to Performance Management Review (PMR) findings
6. Policies
7. Waivers
8. Glossary
9. Other Elements, which may include:
 - a. Approval documents and any Public Comments
 - b. Tenant Satisfaction Survey
 - c. Performant Management Review report
 - d. Other documents added by LHA

State-Aided Public Housing Developments

The following table identifies the state-aided public housing units with developments of more than 8 units listed separately. Units in developments of 8 or fewer units are aggregated as noted. Units that the LHA provides to assist clients of the Department of Mental Health (DMH), the Department of Developmental Services (DDS), or other agencies are also aggregated separately.

Dev No	Type	Development Name	Num Bldgs	Year Built	Dwelling Units
705-01	Family	BURKEWAY APTS.	6	1990	12
667-01	Elderly	GOLDEN COURT APTS	8	1962	40
Total			14		52

LHA Central Office

HADLEY HOUSING AUTHORITY
42 Golden Court Hadley, MA 01035

Pamela Rogers, Management Agent
Phone: 413-584-3868
Email: progers@amhersthousingauthority.org

LHA Board of Commissioners

	<u>Role</u>	<u>Category</u>	<u>From</u>	<u>To</u>
Richard Witkos	Member		05/17/2019	05/15/2024
Harold Chadwick	Vice Chair		05/17/2022	05/17/2025
Sue Oppenheimer	Member		05/30/2023	05/17/2024
Rise Smythe-Freed	Treasurer	State Tenant Rep	08/22/2022	08/22/2027
David Moskin	Chair	State Appointee	12/27/2022	05/15/2024

Plan History

The following required actions have taken place on the dates indicated.

REQUIREMENT		DATE COMPLETED
A.	Advertise the public hearing on the LHA website.	4/9/2025
B.	Advertise the public hearing in public postings.	4/9/2025
C.	Notify all LTOs or RAB (if there is one) of the hearing and provide access to the Proposed Annual Plan.	N/A
D.	Post draft AP for tenant and public viewing.	4/10/2025
E.	Hold quarterly meeting with LTO or RAB to review the draft AP. (Must occur before the LHA Board reviews the Annual Plan.)	N/A
F.	Annual Plan Hearing. Hosted by the LHA Board, with a quorum of members present. (For Boston, the Administrator will host the hearing.)	6/24/2025
G.	Executive Director presents the Annual Plan to the Board.	6/30/2025
H.	Board votes to approve the AP. (For Boston Housing Authority, the Administrator approves and submits the AP.)	6/30/2025

Certification**CERTIFICATION OF LHA USER AUTHORIZATION FOR EOHLC CAPITAL SOFTWARE AND HOUSING APPLICATIONS**

I, Pamela Rogers, Management Agent of the HADLEY HOUSING AUTHORITY, certify on behalf of the Housing Authority that I have conducted an annual review of all HADLEY HOUSING AUTHORITY users of EOHLC Capital Software applications and Housing Applications and that all current LHA users are authorized to use the systems and have the appropriate level of user access based on their job responsibility. I approve all system access and access levels for all HADLEY HOUSING AUTHORITY users.

This certification applies to the following applications:

- Capital Planning System (CPS)
- Consolidated Information Management System (CIMS)
- Cap Hub
- EOHLC Housing Management Systems
- CHAMP

CERTIFICATION FOR SUBMISSION OF THE ANNUAL PLAN

I, Pamela Rogers, Management Agent of the HADLEY HOUSING AUTHORITY, certify on behalf of the Housing Authority that: a) the above actions all took place on the dates listed above; b) all facts and information contained in this Annual Plan are true, correct and complete to the best of my knowledge and belief and c) that the Annual Plan was prepared in accordance with and meets the requirements of the regulations at 760 CMR 4.16 and 6.09.

The Board and Executive Director further certify that LHA operations and all LHA Board-adopted policies are in accordance with M.G.L. c. 121B and all Massachusetts state-aided public housing regulations, including, but not limited to 760 CMR 4.00; 5.00; 6.00; 8.00; and 11.00, as well as adhere to Department-promulgated guidance.

Date of certification: 7/1/2025

The Executive Office of Housing and Livable Communities (EOHLC) completed its review of this Annual Plan (AP) on . Review comments have been inserted into the plan.

Capital Improvement Plan

EOHLC Description of CIPs:

The Capital Improvement Plan (CIP) is a five year plan which identifies capital projects, provides a planning scope, schedule and budget for each capital project and identifies options for financing and implementing the plan. The CIP identifies anticipated spending for each Department of Housing and Community Development (EOHLC) fiscal year (July 1 to June 30) based on the project schedules.

Local Housing Authorities (LHAs) receive yearly awards from EOHLC (Formula Funding Awards) which they target to their most urgent capital needs in their CIP. They may also receive special awards from EOHLC for specific projects which meet specific criteria. Special awards may be given for certain emergency, regulation compliance, energy and water conservation, and other projects. The first three years of the CIP are based on actual awards made to the LHA, while years four and five are based on estimated planning amounts, not actual awards.

LHAs may sometimes secure other sources of funding and assistance that you will note in their CIP, such as: Community Preservation Act (CPA) funding, Community Development Block Grant (CDBG) funding, Local Affordable Housing Trust Funds (AHTF), HOME grants, income from leasing a cell tower on their property, savings from net meter credit contracts with solar developers, utility rebates and contracted work from utility providers, and Sheriff's Department work crews. However, not all of these funding sources are available every year, or in all communities.

The CIP includes the following parts:

- A table of available funding sources and amounts
 - A list of planned capital projects showing spending per fiscal year
 - A table showing special awards and other funding for targeted projects, if any, which supplements Formula Funding awarded to the LHA
- A 'narrative' with a variety of additional information.

Capital Improvement Plan (CIP)**Aggregate Funding Available for Projects in the First Three Years of the CIP:**

Category of Funds	Allocation	Planned Spending	Description
Balance of Formula Funding (FF)	\$550,918.42		Total of all FF awards minus prior FF spending
LHA Emergency Reserve	\$55,091.84		Amount to reserve for emergencies
Net FF Funds (First 3 Years of the CIP)	\$495,826.58	\$176,349.62	Funds to plan & amount actually planned in the first 3 years of the CIP
ADA Set-aside	\$1,781.38	\$0.00	Accessibility projects
DMH Set-aside	\$0.00	\$0.00	Dept. of Mental Health facility
DDS Set-aside	\$0.00	\$0.00	Dept. of Developmental Services facility
Unrestricted Formula Funding (FF)	\$494,045.20	\$176,349.62	Funds awarded by DHCD to be used on projects selected by the LHA and approved by DHCD.
Special DHCD Funding	\$426,452.79	\$410,889.79	Targeted awards from DHCD
Community Development Block Grant (CDBG) Funds	\$0.00	\$0.00	Federal funds awarded by a city or town for specific projects.
Community Preservation Act (CPA) Funds	\$0.00	\$0.00	Community Preservation Act funds awarded by a city or town for specific projects.
Operating Reserve(OR) Funds	\$0.00	\$0.00	Funds from the LHA's operating budget.
Other Funds	\$0.00	\$0.00	Funds other than those in the above categories. See explanation below.
Total funds and planned spending	\$922,279.37	\$587,239.41	Total of all anticipated funding available for planned projects and the total of planned spending.

Capital Improvement Plan (CIP)**CIP Definitions:**

ADA Set-aside is funding allocated within the Formula Funding (FF) for use on projects that improve accessibility for people with disabilities. 10% of FF awards are designated for this purpose.

Available State Bond Funding is the amount of State Bond Funding available to the LHA for the first three years of the CIP. It is calculated by totaling all of FF and Special Awards granted to the LHA through the end of the third year of the plan and subtracting the amount of these funds spent prior to July 1 of the first year of the plan.

Amount spent prior to the plan is the total amount of Formula Funding (FF) and Special Awards spent prior to July 1 of the first year of the plan.

Capital project is a project that adds significant value to an asset or replaces building systems or components. Project cost must be greater than \$1000.

CDBG stands for Community Development Block Grant, a potential source of project funds.

CPA stands for Community Preservation Act, a potential source of project funds.

CapHub Project Number is the number given to projects entered into DHCD's project management system known as CapHub.

DMH Set-aside is funding allocated within the Formula Funding (FF) for use on facilities leased to the Department of Mental Health (DMH) program vendors, if any exist at this LHA.

DDS Set-aside is funding allocated within the Formula Funding (FF) for use on facilities leased to the Department of Developmental Services (DDS) program vendors, if any exist at this LHA.

Formula Funding (FF) is an allocation of state bond funds to each LHA according to the condition (needs) of its portfolio in comparison to the entire state-aided public housing portfolio.

Operating Reserve is an account, funded from the LHA operating budget, primarily used for unexpected operating costs, including certain extraordinary maintenance or capital projects.

Other Funds could include other funding by the city or town or from other sources.

Special Awards are DHCD awards targeted to specific projects. Award programs include funds for emergencies beyond what an LHA can fund, for complying with regulatory requirements, for projects that will save water or energy use, and various other programs the department may run from time to time.

Total Cost is the sum of investigation, design, administration, permitting, and construction costs for a project

Unrestricted Formula Funding (FF) is money awarded to the LHA by DHCD under the Formula Funding program other than amounts set aside (restricted) for accessibility improvements or for facilities operated by DMH or DDS.

Capital Improvement Plan (CIP)**Regional Capital Assistance Team**

Hadley Housing Authority participates in the Regional Capital Assistance Team (RCAT) program and project implementation responsibilities are as follows:

- o For projects with construction cost under \$10,000, the LHA has the sole responsibility to initiate, implement and manage the project. RCAT offers technical assistance upon request.
- o For projects with construction cost between \$10,000 and \$100,000 the RCAT will have lead responsibility to initiate, implement and manage the project with both DHCD and LHA involvement and oversight throughout the process. For projects in this range, the LHA will work with the RCAT Project Manager who will contact the LHA to initiate projects.
- o For projects with construction cost over \$100,000, or projects below that threshold that are complex or have a subsequent phase that exceeds \$100,000 construction cost, DHCD will take the lead and draft a WO or RFS to hire a designer to prepare plans and specs. RCAT will not be involved in the implementation of projects in this range and the LHA will continue to work directly with the DHCD Project Manager and DHCD design staff.

Capital Improvement Plan (CIP)

Formula Funding and Special DHCD Award Planned Spending - Other funding not included

Cap Hub Project Number	Project Name	Development(s)	Total Cost	Amount Spent Prior to Plan	Remaining Planned for 2025	fy2026 Planned	fy2027	fy2028	fy2029	fy2030
117029	EMG: Golden Court; 667-1 ramp	GOLDEN COURT APTS 667-01	\$0	\$0	\$0	\$0	\$0	\$0	\$0	\$0
117082	GCT - Window Replacement	GOLDEN COURT APTS 667-01	\$271,803	\$242,505	\$0	\$0	\$0	\$0	\$0	\$0
117084	ARPA FF: GCT - Chimney Repairs	GOLDEN COURT APTS 667-01	\$40,368	\$0	\$6,489	\$4,858	\$0	\$0	\$0	\$0
117086	ARPA FF: Unit Vacancy Turnover 2022 - 107 Burkeway	BURKEWAY APTS. 705-01	\$41,604	\$0	\$34,532	\$0	\$0	\$0	\$0	\$0
117089	Cleaning of exterior surfaces	BURKEWAY APTS. 705-01	\$3,225	\$0	\$0	\$0	\$0	\$0	\$0	\$0
117091	Waterline Break	GOLDEN COURT APTS 667-01	\$9,153	\$0	\$0	\$0	\$0	\$0	\$0	\$0
117092	GCT - Rear Doors Replacement (PHASE 1 & PHASE 2)	GOLDEN COURT APTS 667-01	\$150,820	\$0	\$23,803	\$127,017	\$0	\$0	\$0	\$0
117095	VUI Golden Court #35 and #37	GOLDEN COURT APTS 667-01	\$81,908	\$0	\$58,302	\$11,610	\$0	\$0	\$0	\$0
117096	VUI Golden Court #28 and #30	GOLDEN COURT APTS 667-01	\$20,647	\$0	\$1,600	\$0	\$0	\$0	\$0	\$0
117098	VUI Burke Way #104	BURKEWAY APTS. 705-01	\$187,290	\$0	\$4,169	\$183,122	\$0	\$0	\$0	\$0
•	Replace Windows Burke Apts	BURKEWAY APTS. 705-01	\$136,125	\$0	\$0	\$0	\$0	\$73,541	\$62,585	\$0

Capital Improvement Plan (CIP)

FUNDS IN ADDITION TO ANNUAL FORMULA FUNDING AWARD

Cap Hub Project Number	Project Name	DHCD Special Award Comment	Special DHCD Awards				Other Funding			
			Emergency Reserve	Compliance Reserve	Sustain- ability	Special Awards	CDBG	CPA	Operating Reserve	Other Funds
117082	GCT - Window Replacement	gct window repl. asbestos abatement	\$0	\$49,785	\$0	\$0	\$0	\$75,000	\$0	\$0
117084	ARPA FF: GCT - Chimney Repairs	ARPA Formula Funding	\$0	\$0	\$0	\$35,851	\$0	\$0	\$0	\$0
117086	ARPA FF: Unit Vacancy Turnover 2022 - 107 Burkeway	ARPA Formula Funding	\$0	\$0	\$0	\$56,676	\$0	\$0	\$0	\$0
117095	VUI Golden Court #35 and #37	vacant unit	\$0	\$0	\$0	\$99,913	\$0	\$0	\$0	\$0
117096	VUI Golden Court #28 and #30	vu	\$0	\$0	\$0	\$14,000	\$0	\$0	\$0	\$0
117098	VUI Burke Way #104	705-1 104 Burke Way	\$0	\$0	\$0	\$209,995	\$0	\$0	\$0	\$0

Capital Improvement Plan (CIP) Narrative**Including Requests to DHCD & Supporting Statements****1. Request for increased spending flexibility.**

DHCD designates a spending target (cap share) and an allowable spending range for each year of the CIP. A Housing Authority may request to shift the cap shares of the first three years in order to increase scheduling flexibility. A CIP utilizing this flexibility is called an Alternate CIP. The total spending over three years and over five years must continue to meet the limits set by DHCD. DHCD will approve an Alternate CIP only with acceptable justification and only if funding is available.

Hadley Housing Authority has not submitted an Alternate CIP.

2. Request for additional funding.

A Housing Authority may request additional funding from DHCD for projects that qualify as emergencies, required legal compliance upgrades, or sustainability improvements.

Hadley Housing Authority has not requested additional funding.

3. Overall goals of the Housing Authority's CIP**4. Changes from the Housing Authority's previous CIP**

Every new CIP differs from the previous CIP because projects have been completed and a new year has been added with new projects. These changes and other significant changes to the content of the CIP are highlighted below:

5. Requirements of previous CIP approval

There were no special conditions attached to the approval of our previous CIP.

6. Quarterly capital reports

Our most recent quarterly capital report (form 80 and 90) was submitted on .

7. Capital Planning System (CPS) updates

Hadley Housing Authority has not completed CPS updates. Our plan going forward is as follows:

8. Project priorities

We have included projects which are not high priority (Priority 1 or 2) with the following justification:

9. High priority deficiencies

We have included all of our high priority (CPS priority 1 and 2) projects in our CIP.

10. Accessibility

We are not aware of any accessibility deficiencies in our portfolio.

11. Special needs development

Hadley Housing Authority does not have a special needs (167 or 689 programs) development.

12. Energy and water consumption

Our 12 most recent monthly energy reports are for months 1/2024 to 12/2024.

The following table lists the DHCD thresholds for Per Unit Monthly (PUM) expense for electricity, natural gas, oil, and water use and the developments at the Housing Authority that have expenses in excess of the thresholds, if any.

	Electric PUM > Threshold	Gas PUM > Threshold	Oil PUM > Threshold	Water PUM > Threshold
Threshold PUM:	\$100	\$80	\$50	\$60
			667-01	705-01

13. Energy or water saving initiatives

Hadley Housing Authority is not currently pursuing any energy or water-saving audits or grants that could affect CIP project scope, costs or timing of projects.

14. Vacancy rate

Our unadjusted vacancy rate reported to DHCD is as follows. (The unadjusted vacancy rate captured in these figures is the percentage of ALL housing units that are vacant, including both offline units being used for other purposes and units with DHCD vacancy waivers.)

12.5% c. 667 (DHCD Goal 2%)

0% c. 200 (DHCD Goal 2%)

16.7% c. 705 (DHCD Goal 2%)

Maintenance and Repair Plan

Maintenance Objective

The goal of good property maintenance at a public housing authority is to serve the residents by assuring that the homes in which they live are decent, safe, and sanitary.

About This Maintenance and Repair Plan

This Maintenance & Repair Plan consists of several subsections describing maintenance systems followed by charts showing typical preventive maintenance, routine maintenance, and unit inspection tasks and schedules. These subsections are:

- a. **Classification and Prioritization of Maintenance Tasks** - Defines and prioritizes types of work to be accomplished by maintenance staff and vendors. Explains how the housing authority is expected to respond to work orders (tasks or requests) based on the work order classification.
- b. **Emergency Response System** - Defines what constitutes an emergency and how to notify staff of an emergency.
- c. **Normal Maintenance Response System** - How to contact the maintenance staff for a non-emergency request.
- d. **Work Order Management** - Description of the housing authority's system for managing work orders (tasks and requests).
- e. **Maintenance Plan Narrative & Policy Statement** - Self-assessment, basic information, and goals for the coming year, along with a description of the housing authority's maintenance program.
- f. **Preventive Maintenance Schedule** - A listing and schedule of tasks designed to keep systems and equipment operating properly, to extend the life these systems and equipment, and to avoid unexpected breakdowns.
- g. **Routine Maintenance Schedule** - A listing and schedule of ordinary maintenance tasks such as mopping, mowing, raking, and trash collection required to keep the facilities in good condition.
- h. **Unit Inspections** - Scheduling of annual unit inspections.

Classification and Prioritization of Maintenance Tasks

Maintenance items are tracked as “work orders” and are classified in the following categories. They are prioritized in the order listed. The following classifications and prioritization are required by the Department of Housing and Community Development (EOHLC).

- I. **Emergencies** - Emergencies are only those conditions which are **immediately threatening** to the life or safety of our residents, staff, or structures.
 - Goal: initiated with 24 to 48 hours.
- II. **Vacancy Refurbishment - Work necessary to make empty units ready for new tenants.**
 - After emergencies, the refurbishment of vacancies for immediate re-occupancy has the highest priority for staff assignments. **Everyday a unit is vacant is a day of lost rent.**
 - **Goal: vacancy work orders are completed within 30 calendar days or if not completed within that timeframe, LHA has a waiver.**
- III. **Preventive Maintenance** - Work which must be done to **preserve and extend the useful life** of various elements of your physical property and avoid emergency situations.
 - A thorough Preventive Maintenance Program and Schedule that deals with all elements of the physical property is provided later in the document.
 - The Preventive Maintenance Program is reviewed and updated annually and as new systems and facilities are installed.
- IV. **Programmed Maintenance** - Work which is important and is completed to the greatest extent possible within time and budget constraints. Programmed maintenance is grouped and scheduled to make its completion as efficient as possible. Sources of programmed maintenance include:
 - Routine Work includes those tasks that need to be done on a regular basis to keep our physical property in good shape. (Mopping, Mowing, Raking, Trash, etc.)
 - Inspections are the other source of programmed maintenance.
 - ◇ Inspections are visual and operational examinations of parts of our property to determine their condition.
 - ◇ All dwelling units, buildings and sites must be inspected at least annually.
 - ◇ **Goal: Inspection-generated work orders are completed within 30 calendar days from the date of inspection, OR if cannot be completed within 30 calendar days, are added to the Deferred Maintenance Plan or the Capital Improvement Plan in the case of qualifying capital repairs (unless health/safety issue).**
- V. **Requested Maintenance** - Work which is requested by residents or others, does not fall into any category above, and should be accomplished as time and funds are available.
 - Requests from residents or others for maintenance work which does not fall into one of the other categories has the lowest priority for staff assignment.
 - **Goal: Requested work orders are completed in 14 calendar days from the date of tenant request or if not completed within that timeframe (and not a health or safety issue), the task is added and completed in a timely manner as a part of the Deferred Maintenance Plan and/or CIP.**

Emergency Request System

For emergency requests call the numbers listed here. Qualifying emergency work requests are listed below.

METHOD	CONTACT INFO.	TIMES
Call Answering Service	413-256-0206	24/7 Press Ext. 9
Call LHA at Phone Number	413-256-0206	24/7 Press Ext. 9
Other		

See attached **Preventative Maintenance Plan** for more details.

List of Emergencies - Emergencies are those conditions which are immediately threatening to the life or safety of our residents, staff, or structures. The following is a list of typical conditions that warrant an emergency response. If there is an emergency condition whether or not enumerated on this list please notify the office or answering service at the numbers listed above. If you have any questions regarding this list or other matters that may constitute an emergency, please contact the HADLEY HOUSING AUTHORITY main office.

QUALIFYING EMERGENCY WORK REQUESTS
Fires of any kind (Call 911)
Gas leaks/ Gas odor (Call 911)
No electric power in unit
Electrical hazards, sparking outlets
Broken water pipes, flood
No water/ unsafe water
Sewer or toilet blockage
Roof leak
Lock outs
Door or window lock failure
No heat
No hot water
Snow or ice hazard condition
Dangerous structural defects
Inoperable smoke/CO detectors, beeping or chirping

Normal Maintenance Request Process

Make normal (non-emergency) maintenance requests using the following methods:

METHOD	CONTACT INFO.	TIMES
Text Phone Number		
Call Answering Service	413-256-0206	24/7 Extension 4
Call Housing Authority Office	413-256-0206	24/7 Extension 4
Submit Online at Website		
Email to Following Email	AHAWorkorders@amhersthousingauthority.org	24/7
Other		

Work Order Management

- A. EOHLC review of this housing authority's operations shows that the authority uses the following system for tracking work orders: PHA Network
- B. We do track deferred maintenance tasks in our work order system.
- C. Our work order process includes the following steps:

Step	Description	Checked steps are used by LHA
1	Maintenance Request taken/submitted per the standard procedures listed above for the Emergency Request System and the Normal Maintenance Request Process.	<input checked="" type="checkbox"/>
2	Maintenance Requests logged into the work system	<input checked="" type="checkbox"/>
3	Work Orders generated	<input checked="" type="checkbox"/>
4	Work Orders assigned	<input checked="" type="checkbox"/>
5	Work Orders tracked	<input checked="" type="checkbox"/>
6	Work Orders completed/closed out	<input checked="" type="checkbox"/>
7	Maintenance Reports or Lists generated	<input checked="" type="checkbox"/>

- D. Additional comments by the LHA regarding work order management:

Maintenance Plan Narrative

Following are HADLEY HOUSING AUTHORITY's answers to questions posed by EOHLC.

- A. Narrative Question #1: How would you assess your Maintenance Operations based on feedback you've received from staff, tenants, EOHLC's Performance Management Review (PMR) & Agreed Upon Procedures (AUP), and any other sources?

Feedback is encouraged and welcome and is key to the growth and success of the housing authority maintenance operations.

- B. Narrative Question #2: What changes have you made to maintenance operations in the past year?

Changes in office staff schedule which include staff being present Tuesdays and Thursdays. Maintenance staff for work order request days will remain on Thursdays. Lawn care services will now be provided by Amherst Housing which include mowing, weed whacking, leaf blowing, flagpole weeding & mulching and spring and fall lawncare cleanups. No changes to snow removal.

- C. Narrative Question #3: What are your maintenance goals for this coming year?

Improved grounds-keeping to property including pruning of overgrowth alongside perimeter fence line.

- D. Maintenance Budget Summary

The budget numbers shown below are for the consolidated budget only. They do not include values from supplemental budgets, if any.

	Total Regular Maintenance Budget	Extraordinary Maintenance Budget
Last Fiscal Year Budget	\$174,416.00	\$15,000.00
Last Fiscal Year Actual Spending	\$156,337.00	\$0.00
Current Fiscal Year Budget	\$195,718.00	\$15,000.00

- E. Unit Turnover Summary

# Turnovers Last Fiscal Year	2
Average time from date vacated to make unit "Maintenance Ready"	0 days
Average time from date vacated to lease up of unit	183 days

Attachments

These items have been prepared by the HADLEY HOUSING AUTHORITY and appear on the following pages:

Preventive Maintenance Schedule - a table of preventive maintenance items showing specific tasks, who is responsible (staff or vendor), and the month(s) they are scheduled

Deferred Maintenance Schedule - a table of maintenance items which have been deferred due to lack of resources.

January Preventive Maintenance Tasks

Dev. No.	Dev. Name	Task	Description / Comment	Occurrence
ALL	All Properties	Snow Removal	Monitor snow fall and issue work orders as nec.	On-going
		Snow Removal	Monitor chimneys, exhausts and intake vents to ensure all are clear	On-going
		Smoke & CO Detectors	Check smoke/CO detectors during annual inspections	On-going
		Unit Inspections	Schedule so as to complete 100% each year (staggered)	On-going
AUTO	Vehicles	Check fluid levels	Crank case, transmission, antifreeze and windshield washer fluid.	Once
		Check Belts, Hoses & Plugs	Inspect for wear or leaks.	Once
		Check Battery	Clean and grease terminals.	Once
		Check Wiper Blades	Check blades for wear.	Once
		Check Underbody	Inspect for corrosion and hose off.	Once
		Change Oil	Change engine oil in all vehicles (1st quarter).	Once
		Annual Inspection	Pick-up truck	Once
INV	Inventory	Tools & Equipment	Log current power-tool and equipment inventory	Once
		Supplies & Parts	Log current plumbing, electrical, HVAC, paint and flooring parts & supplies	Once
667-1	Golden Court	Clean Community Areas	Community room, kitchen, bathrooms, laundry rooms & hallways.	Weekly
		Dryer Vents	Clear dryer vent screens.	Weekly
		Dumpsters	Clean/tidy dumpster area	Weekly
705-1	Burke Way	Dumpsters	Clean/tidy dumpster area	Weekly

February Preventive Maintenance Tasks

Dev. No.	Dev. Name	Task	Description / Comment	Occurrence
ALL	All Properties	Snow Removal	Monitor snow fall and issue work orders as nec.	On-going
		Snow Removal	Monitor chimneys, exhausts and intake vents to ensure all are clear	On-going
		Smoke & CO Detectors	Check smoke/CO detectors during annual inspections	On-going
		Unit Inspections	Schedule so as to complete 100% each year (staggered)	On-going
AUTO	Vehicles	Check fluid levels	Crank case, transmission, antifreeze and windshield washer fluid.	Once
		Check Belts, Hoses & Plugs	Inspect for wear or leaks.	Once
		Check Battery	Clean and grease terminals.	Once
		Check Wiper Blades	Check blades for wear.	Once
		Check Underbody	Inspect for corrosion and hose off.	Once
667-1	Golden Court	Clean Community Areas	Community room, kitchen, bathrooms, laundry rooms & hallways.	Weekly
		Dryer Vents	Clear dryer vent screens.	Weekly
		Dumpsters	Clean/tidy dumpster area	Weekly
705-1	Burke Way	Dumpsters	Clean/tidy dumpster area	Weekly

March Preventive Maintenance Tasks

Dev. No.	Dev. Name	Task	Description / Comment	Occurrence
ALL	All Properties	Snow Removal	Monitor snow fall and issue work orders as nec.	On-going
		Snow Removal	Monitor chimneys, exhausts and intake vents to ensure all are clear	On-going
		Smoke & CO Detectors	Check smoke/CO detectors during annual inspections	On-going
		Unit Inspections	Schedule so as to complete 100% each year (staggered)	On-going
AUTO	Vehicles	Check fluid levels	Crank case, transmission, antifreeze and windshield washer fluid.	Once
		Check Belts, Hoses & Plugs	Inspect for wear or leaks.	Once
		Check Battery	Clean and grease terminals.	Once
		Check Wiper Blades	Check blades for wear.	Once
		Check Underbody	Inspect for corrosion and hose off.	Once
667-1	Golden Court	Clean Community Areas	Community room, kitchen, bathrooms, laundry rooms & hallways.	Weekly
		Dryer Vents	Clear dryer vent screens.	Weekly
		Dumpsters	Clean/tidy dumpster area	Weekly
705-1	Burke Way	Dumpsters	Clean/tidy dumpster area	Weekly

April Preventive Maintenance Tasks

Dev. No.	Dev. Name	Task	Description / Comment	Occurrence
ALL	All Properties	Smoke & CO Detectors	Check smoke/CO detectors during annual inspections	On-going
		Unit Inspections	Schedule so as to complete 100% each year (staggered)	On-going
AUTO	Vehicles	Check fluid levels	Crank case, transmission, antifreeze and windshield washer fluid.	Once
		Check Belts, Hoses & Plugs	Inspect for wear or leaks.	Once
		Check Battery	Clean and grease terminals.	Once
		Check Wiper Blades	Check blades for wear.	Once
		Check Underbody	Inspect for corrosion and hose off.	Once
		Change Oil	Change engine oil in all vehicles (2nd quarter).	Once
INV	Inventory	Tools & Equipment	Log current power-tool and equipment inventory	Once
		Supplies & Parts	Log current plumbing, electrical, HVAC, paint and flooring parts & supplies	Once
EQUIP	Equipment	Service Winter Equipment	Service, weatherize and store winter snow equipment	Once
		Snow Plow	Service, weatherize and store snow plow	Once
		Service Landscaping Equipment	Prep summer landscaping equipment	Once
667-1	Golen Court	Clean Community Rooms	Community room, kitchen, bathroom & laundry room.	Weekly
		Spring Cleanup	Powersweep parking lot & walks, rake flower beds, ect.	Once
		Dryer Vents	Clear dryer vent screens	Weekly
		Service Community Bldg. A/C	Clean A/C unit and reusable filter	Once
		Dumpsters	Clean/tidy dumpster area	Weekly
705-1	Burke Way	Spring Cleanup	Powersweep parking lot & walks, rake flower beds, ect.	Once
		Dumpsters	Clean/tidy dumpster area	Weekly

May Preventive Maintenance Tasks

Dev. No.	Dev. Name	Task	Description / Comment	Occurrence
ALL	All Properties	Smoke & CO Detectors	Check smoke/CO detectors during annual inspections	On-going
		Unit Inspections	Schedule so as to complete 100% each year (staggared)	On-going
AUTO	Vehicles	Check fluid levels	Crank case, transmission, antifreeze and windsheild washer fluid.	Once
		Check Belts, Hoses & Plugs	Inspect for wear or leaks.	Once
		Check Battery	Clean and grease terminals.	Once
		Check Wiper Blades	Check blades for wear.	Once
		Check Underbody	Inspect for corrosion and hose off.	Once
667-1	Golden Court	Clean Community Rooms	Community room, kitchen, bathroom & laundry room.	Weekly
		Boiler Service	Service all boilers and DHW heaters (May-August)	On-going
		Powerwash	Powerwash exterior building envelope	Once
		Powerwash Roofs	Powerwash roofs once every three years	Tri-decade
		Parking Stripes	Re-paint parking lot stripes every three years	Tri-decade
		Fire Extinguishers	Annual recertification (service contracted)	Once
		Dumpsters	Clean/tidy dumpster area	Weekly
705-1	Burke Way	Boiler Service	Service all boilers and DHW heaters (May-August)	On-going
		Powerwash	Powerwash exterior building envelope	Once
		Powerwash Roofs	Powerwash roofs once every three years	Tri-decade
		Fire Extinguishers	Annual recertification (service contracted)	Once
		Parking Stripes	Re-paint parking lot stripes every three years	Tri-decade
		Dumpsters	Clean/tidy dumpster area	Weekly

June Preventive Maintenance Tasks

Dev. No.	Dev. Name	Task	Description / Comment	Occurrence
ALL	All Properties	Smoke & CO Detectors	Check smoke/CO detectors during annual inspections	On-going
		Unit Inspections	Schedule so as to complete 100% each year (staggered)	On-going
AUTO	Vehicles	Check fluid levels	Crank case, transmission, antifreeze and windshield washer fluid.	Once
		Check Belts, Hoses & Plugs	Inspect for wear or leaks.	Once
		Check Battery	Clean and grease terminals.	Once
		Check Wiper Blades	Check blades for wear.	Once
		Check Underbody	Inspect for corrosion and hose off.	Once
667-1	Golden Court	Clean Community Rooms	Community room, kitchen, bathroom & laundry room.	Weekly
		Boiler Service	Service all boilers and DHW heaters (May-August)	On-going
		Powerwash	Powerwash exterior building envelope	Once
		Powerwash Roofs	Powerwash roofs once every three years	Tri-decade
		Exterior Painting	Scrape & Paint exterior trim (every 5 years)	Bi-decade
		Trim Bushes	Trim & hedge bushes	Once
		Parking Stripes	Re-paint parking lot stripes every three years	Tri-decade
		Dumpsters	Clean/tidy dumpster area	Weekly
705-1	Burke Way	Boiler Service	Service all boilers and DHW heaters (May-August)	On-going
		Powerwash	Powerwash exterior building envelope	Once
		Powerwash Roofs	Powerwash roofs once every three years	Tri-decade
		Parking Stripes	Re-paint parking lot stripes every three years	Tri-decade
		Trim Bushes	Trim & hedge bushes	Once
		Dumpsters	Clean/tidy dumpster area	Weekly

July Preventive Maintenance Tasks

Dev. No.	Dev. Name	Task	Description / Comment	Occurrence
ALL	All Properties	Smoke & CO Detectors	Check smoke/CO detectors during annual inspections	On-going
		Unit Inspections	Schedule so as to complete 100% each year (staggared)	On-going
AUTO	Vehicles	Check fluid levels	Crank case, transmission, antifreeze and windsheild washer fluid.	Once
		Check Belts, Hoses & Plugs	Inspect for wear or leaks.	Once
		Check Battery	Clean and grease terminals.	Once
		Check Wiper Blades	Check blades for wear.	Once
		Check Underbody	Inspect for corrosion and hose off.	Once
		Change Oil	Change engine oil in all vehicles (2nd quarter).	Once
INV	Inventory	Tools & Equipment	Log current power-tool and equipment inventory	Once
		Supplies & Parts	Log current plumbing, electrical, HVAC, paint and flooring parts & supplies	Once
667-1	Golden Court	Clean Community Rooms	Community room, kitchen, bathroom & laundry room.	Weekly
		Boiler Service	Service all boilers and DHW heaters (May-August)	On-going
		Powerwash	Powerwash exterior building envelope	Once
		Powerwash Roofs	Powerwash roofs once every three years	Tri-decade
		Exterior Painting	Scrape & Paint exterior trim (every 5 years)	Bi-decade
		Parking Stripes	Re-paint parking lot stripes every three years	Tri-decade
		Dumpsters	Clean/tidy dumpster area	Weekly
705-1	Burke Way	Boiler Service	Service all boilers and DHW heaters (May-August)	On-going
		Powerwash	Powerwash exterior building envelope	Once
		Powerwash Roofs	Powerwash roofs once every three years	Tri-decade
		Parking Stripes	Re-paint parking lot stripes every three years	Tri-decade
		Dumpsters	Clean/tidy dumpster area	Weekly

August Preventive Maintenance Tasks

Dev. No.	Dev. Name	Task	Description / Comment	Occurrence
ALL	All Properties	Smoke & CO Detectors	Check smoke/CO detectors during annual inspections	On-going
		Unit Inspections	Schedule so as to complete 100% each year (staggered)	On-going
AUTO	Vehicles	Check fluid levels	Crank case, transmission, antifreeze and windshield washer fluid.	Once
		Check Belts, Hoses & Plugs	Inspect for wear or leaks.	Once
		Check Battery	Clean and grease terminals.	Once
		Check Wiper Blades	Check blades for wear.	Once
		Check Underbody	Inspect for corrosion and hose off.	Once
667-1	Golden Court	Clean Community Rooms	Community room, kitchen, bathroom & laundry room.	Weekly
		Boiler Service	Service all boilers and DHW heaters (May-August)	On-going
		Powerwash	Powerwash exterior building envelope	Once
		Powerwash Roofs	Powerwash roofs once every three years	Tri-decade
		Exterior Painting	Scrape & Paint exterior trim (every 5 years)	Bi-decade
		Parking Stripes	Re-paint parking lot stripes every three years	Tri-decade
		Dumpsters	Clean/tidy dumpster area	Weekly
705-1	Burke Way	Boiler Service	Service all boilers and DHW heaters (May-August)	On-going
		Powerwash	Powerwash exterior building envelope	Once
		Powerwash Roofs	Powerwash roofs once every three years	Tri-decade
		Parking Stripes	Re-paint parking lot stripes every three years	Tri-decade
		Dumpsters	Clean/tidy dumpster area	Weekly

September Preventive Maintenance Tasks

Dev. No.	Dev. Name	Task	Description / Comment	Occurrence
ALL	All Properties	Smoke & CO Detectors	Check smoke/CO detectors during annual inspections	On-going
		Unit Inspections	Schedule so as to complete 100% each year (staggered)	On-going
AUTO	Vehicles	Check fluid levels	Crank case, transmission, antifreeze and windshield washer fluid.	Once
		Check Belts, Hoses & Plugs	Inspect for wear or leaks.	Once
		Check Battery	Clean and grease terminals.	Once
		Check Wiper Blades	Check blades for wear.	Once
		Check Underbody	Inspect for corrosion and hose off.	Once
667-1	Golden Court	Clean Community Rooms	Community room, kitchen, bathroom & laundry room.	Weekly
		Boiler Service	Service all boilers and DHW heaters (May-August)	On-going
		Exterior Painting	Scrape & Paint exterior trim (every 5 years)	Bi-decade
		Clear Downspouts	Clear all downspouts running down resident porches	Once
		Dumpsters	Clean/tidy dumpster area	Weekly
705-1	Burke Way	Boiler Service	Service all boilers and DHW heaters (May-August)	On-going
		Dumpsters	Clean/tidy dumpster area	Weekly

October Preventive Maintenance Tasks

Dev. No.	Dev. Name	Task	Description / Comment	Occurrence
ALL	All Properties	Smoke & CO Detectors	Check smoke/CO detectors during annual inspections	On-going
		Unit Inspections	Schedule so as to complete 100% each year (staggared)	On-going
AUTO	Vehicles	Check fluid levels	Crank case, transmission, antifreeze and windshield washer fluid.	Once
		Check Belts, Hoses & Plugs	Inspect for wear or leaks.	Once
		Check Battery	Clean and grease terminals.	Once
		Check Wiper Blades	Check blades for wear.	Once
		Check Underbody	Inspect for corrosion and hose off.	Once
		Change Oil	Change engine oil in all vehicles (3rd quarter).	Once
INV	Inventory	Tools & Equipment	Log current power-tool and equipment inventory	Once
		Supplies & Parts	Log current plumbing, electrical, HVAC, paint and flooring parts & supplies	Once
EQUIP	Equipment	Service Winter Equipment	Prep winter snow equipment in advance of snow season	Once
		Snow Plow	Prep snow plow in advance of snow season	Once
		Service Landscaping Equipment	Service, weatherize, and store landscaping equipment	Once
667-1	Golden Court	Clean Community Rooms	Community room, kitchen, bathroom & laundry room.	Weekly
		Boiler Service	Service all boilers and DHW heaters (May-August)	On-going
		Clear Gutters	Clear all gutters and downspouts	Once
		Trim Trees	Trim trees in advance of snow season	Once
		Dumpsters	Clean/tidy dumpster area	Weekly
705-1	Burke Way	Boiler Service	Service all boilers and DHW heaters (May-August)	On-going
		Parking Stripes	Re-paint parking lot stripes every three years	Tri-decade
		Clear Gutters	Clear all gutters and downspouts	Once
		Trim Trees	Trim trees in advance of snow season	Once
		Dumpsters	Clean/tidy dumpster area	Weekly

November Preventive Maintenance Tasks

Dev. No.	Dev. Name	Task	Description / Comment	Occurrence
ALL	All Properties	Snow Removal	Monitor snow fall and issue work orders as necessary	On-going
		Snow Removal	Monitor chimneys, exhausts and intake vents to ensure all are clear	On-going
		Smoke & CO Detectors	Check smoke/CO detectors during annual inspections	On-going
		Unit Inspections	Schedule so as to complete 100% each year (staggered)	On-going
AUTO	Vehicles	Check fluid levels	Crank case, transmission, antifreeze and windshield washer fluid.	Once
		Check Belts, Hoses & Plugs	Inspect for wear or leaks.	Once
		Check Battery	Clean and grease terminals.	Once
		Check Wiper Blades	Check blades for wear.	Once
		Check Underbody	Inspect for corrosion and hose off.	Once
EQUIP	Equipment	Service Winter Equipment	Prep winter snow equipment in advance of snow season	Once
		Snow Plow	Prep snow plow in advance of snow season	Once
		Service Landscaping Equipment	Service, weatherize, and store landscaping equipment	Once
667-1	Golden Court	Clean Community Rooms	Community room, kitchen, bathroom & laundry room.	Weekly
		Dryer Vents	Clear dryer vent screens	Weekly
		Fall Cleanup	Pick up leaves	Once
		Clear Gutters	Clear all gutters and downspouts	Once
		Dumpsters	Clean/tidy dumpster area	Weekly
705-1	Burke Way	Boiler Service	Service all boilers and DHW heaters (May-August)	On-going
		Fall Cleanup	Pick up leaves	Once
		Dryer Vents	Clear dryer vent screens	Weekly
		Clear Gutters	Clear all gutters and downspouts	Once
		Dumpsters	Clean/tidy dumpster area	Weekly

December Preventive Maintenance Tasks

Dev. No.	Dev. Name	Task	Description / Comment	Occurrence
ALL	All Properties	Snow Removal	Monitor snow fall and issue work orders as necessary	On-going
		Snow Removal	Monitor chimneys, exhausts and intake vents to ensure all are clear	On-going
		Smoke & CO Detectors	Check smoke/CO detectors during annual inspections	On-going
		Unit Inspections	Schedule so as to complete 100% each year (staggered)	On-going
AUTO	Vehicles	Check fluid levels	Crank case, transmission, antifreeze and windshield washer fluid.	Once
		Check Belts, Hoses & Plugs	Inspect for wear or leaks.	Once
		Check Battery	Clean and grease terminals.	Once
		Check Wiper Blades	Check blades for wear.	Once
		Check Underbody	Inspect for corrosion and hose off.	Once
667-1	Golden Court	Clean Community Rooms	Community room, kitchen, bathroom & laundry room.	Weekly
		Community Room Floors	Shampoo carpets, strip and wax hard floors	Once
		Clear Dryer Vents	Clear dryer vents	Once
		Dumpsters	Clean/tidy dumpster area	Weekly
705-1	Burke Way	Dryer Vents	Clear dryer vent screens	Weekly
		Community Room Floors	Shampoo carpets in community room and hallways	Once
		Clear Dryer Vents	Clear dryer vents	Once
		Dumpsters	Clean/tidy dumpster area	Weekly

Hadley Housing Authority

Deferred Maintenance List

For Work Orders Deferred Between 10/1/2023 through 9/30/2024

Date Deferred	Work Description/ Comments	Location	Reason Deferred	Estimated Costs	Material Needed	Work Order Number	Estimated Completion Date	Actual Completion Date
---------------	-------------------------------	----------	-----------------	--------------------	--------------------	----------------------	---------------------------------	------------------------------

Annual Operating Budget

The tables on the following pages show the approved budget and actual income and spending per budget account (row) for the fiscal year ending 9/30/2025. It also shows the approved budget for the current year (2026) if there is one, and the percent change from last year's spending to this year's approved budget. The final column shows the current approved amount for each account divided by the number of housing units and by 12 months to show the amount per unit per month (PUM). The chart does not show a draft budget for the coming fiscal year as that will typically be developed in the final month of the fiscal year.

The budget format and accounts are mandated by the Executive Office of Housing and Livable Communities (EOHLC). For a better understanding of the accounts and discussion of special situations see the notes following the budget tables and the "Definitions of Accounts" at the end of this section.

The LHA maintains a consolidated budget (400-1) for all state-aided 667 (Elderly), 200 (family), and 705 (scattered site family) developments owned by the LHA. It does not maintain separate budgets for each development.

Operating Reserve

The LHA's operating reserve is the amount of funds that an LHA sets aside to sustain itself during lean years, or to remedy urgent health and safety concern or address deferred maintenance items. In addition, while EOHLC approves a fixed non-utility operating budget level for every LHA (called the Allowable Non-Utility Expense Level, or ANUEL), LHAs can propose a budget that exceeds that level, with the additional cost to be funded from the Operating Reserve, as long as the reserve will still remain above the minimum threshold set by EOHLC.

EOHLC defines a full (100%) Operating Reserve (OR) amount to be equal to one-half of the previous year's operating expenses and requires LHAs to maintain a minimum OR of 35% of this amount to cover any unplanned but urgent needs that may arise during the year and that can't be funded by the operating budget. If the reserve is between 20% and 35% of the full level, the LHA must obtain prior written approval from EOHLC to spend reserve funds, unless the expense is to resolve a health and safety issue. If the reserve is below the 20% level, the LHA can only spend OR funds on health and safety issues. In both cases, the LHA should address the health and safety issue immediately but must retroactively inform EOHLC and obtain its approval.

The HADLEY HOUSING AUTHORITY operating reserve at the end of fiscal year 2025 was \$0.00, which is 0.00% of the full reserve amount defined above.

Consolidated Budget (400-1) for all state-aided 667 (Elderly), 200 (family), and 705 (scattered site family) developments owned by HADLEY HOUSING AUTHORITY						
REVENUE						
Account Number	Account Class	2025 Approved Revenue Budget	2025 Actual Amounts Received	2026 Approved Revenue Budget	% Change from 2025 Actual to 2026 Budget	2026 Dollars Budgeted Per Unit per Month
3110	Shelter Rent -Tenants	225,000.00	265,045.00	275,000.00	3.80%	440.71
3111	Shelter Rent - Tenants - Fraud/Retroactive	0.00	0.00	0.00	0.00%	0.00
3115	Shelter Rent -Federal Section 8\MRVP One-time Leased up Rev.	0.00	0.00	0.00	0.00%	0.00
3190	Nondwelling Rentals	0.00	0.00	0.00	0.00%	0.00
3400	Administrative Fee - MRVP	0.00	0.00	0.00	0.00%	0.00
3610	Interest on Investments - Unrestricted	2,200.00	2,620.00	2,900.00	10.70%	4.65
3611	Interest on Investments - Restricted	0.00	0.00	0.00	0.00%	0.00
3690	Other Revenue	2,800.00	2,616.00	2,800.00	7.00%	4.49
3691	Other Revenue - Retained	2,000.00	4,640.00	4,000.00	-13.80%	6.41
3692	Other Revenue - Operating Reserves	0.00	0.00	0.00	0.00%	0.00
3693	Other Revenue - Energy Net Meter	0.00	0.00	0.00	0.00%	0.00
3801	Operating Subsidy - EOHLC (4001)	188,553.00	125,347.00	168,840.00	34.70%	270.58
3802	Operating Subsidy - MRVP Landlords	0.00	0.00	0.00	0.00%	0.00
3803	Restricted Grants Received	0.00	0.00	0.00	0.00%	0.00
3920	Gain/Loss From Sale/Disp. of Prop.	0.00	0.00	0.00	0.00%	0.00
3000	TOTAL REVENUE	420,553.00	400,268.00	453,540.00	13.30%	726.83

Consolidated Budget (400-1) for all state-aided 667 (Elderly), 200 (family), and 705 (scattered site family) developments owned by HADLEY HOUSING AUTHORITY						
EXPENSES						
Account Number	Account Class	2025 Approved Revenue Budget	2025 Actual Amounts Received	2026 Approved Revenue Budget	% Change from 2025 Actual to 2026 Budget	2026 Dollars Budgeted Per Unit per Month
4110	Administrative Salaries	0.00	0.00	0.00	0.00%	0.00
4120	Compensated Absences	0.00	0.00	0.00	0.00%	0.00
4130	Legal	7,500.00	8,080.00	7,500.00	-7.20%	12.02
4140	Members Compensation	0.00	0.00	0.00	0.00%	0.00
4150	Travel & Related Expenses	2,094.00	457.00	2,094.00	358.20%	3.36
4170	Accounting Services	6,840.00	6,840.00	7,524.00	10.00%	12.06
4171	Audit Costs	4,500.00	3,750.00	4,590.00	22.40%	7.36
4180	Penalties & Interest	0.00	0.00	0.00	0.00%	0.00
4190	Administrative Other	87,381.00	81,516.00	82,955.00	1.80%	132.94
4191	Tenant Organization	312.00	0.00	1,300.00	100.00%	2.08
4100	TOTAL ADMINISTRATION	108,627.00	100,643.00	105,963.00	5.30%	169.81
4310	Water	35,100.00	23,965.00	35,100.00	46.50%	56.25
4320	Electricity	30,800.00	37,612.00	37,800.00	0.50%	60.58
4330	Gas	580.00	867.00	580.00	-33.10%	0.93
4340	Fuel	51,300.00	33,442.00	51,300.00	53.40%	82.21
4360	Net Meter Utility Debit/Energy Conservation	0.00	0.00	0.00	0.00%	0.00
4390	Other	0.00	0.00	0.00	0.00%	0.00
4391	Solar Operator Costs	0.00	0.00	0.00	0.00%	0.00
4392	Net Meter Utility Credit (Negative Amount)	0.00	0.00	0.00	0.00%	0.00
4300	TOTAL UTILITIES	117,780.00	95,886.00	124,780.00	30.10%	199.97

Consolidated Budget (400-1) for all state-aided 667 (Elderly), 200 (family), and 705 (scattered site family) developments owned by HADLEY HOUSING AUTHORITY						
EXPENSES						
Account Number	Account Class	2025 Approved Revenue Budget	2025 Actual Amounts Received	2026 Approved Revenue Budget	% Change from 2025 Actual to 2026 Budget	2026 Dollars Budgeted Per Unit per Month
4410	Maintenance Labor	0.00	0.00	0.00	0.00%	0.00
4420	Materials & Supplies	33,896.00	21,163.00	45,000.00	112.60%	72.12
4430	Contract Costs	140,520.00	135,174.00	150,718.00	11.50%	241.54
4510	Insurance	13,380.00	15,656.00	17,200.00	9.90%	27.56
4520	Payment in Lieu of Taxes	3,850.00	3,765.00	3,850.00	2.30%	6.17
4540	Employee Benefits	0.00	0.00	0.00	0.00%	0.00
4541	Employee Benefits - GASB 45	0.00	0.00	0.00	0.00%	0.00
4542	Pension Expense - GASB 68	0.00	0.00	0.00	0.00%	0.00
4570	Collection Loss	6,000.00	7,163.00	3,000.00	-58.10%	4.81
4571	Collection Loss - Fraud/Retroactive	0.00	0.00	0.00	0.00%	0.00
4580	Interest Expense	0.00	0.00	0.00	0.00%	0.00
4590	Other General Expense	0.00	0.00	0.00	0.00%	0.00
4500	TOTAL GENERAL EXPENSES	23,230.00	26,584.00	24,050.00	-9.50%	38.54
4610	Extraordinary Maintenance	15,000.00	0.00	15,000.00	100.00%	24.04
4611	Equipment Purchases - Non Capitalized	0.00	0.00	0.00	0.00%	0.00
4612	Restricted Reserve Expenditures	0.00	0.00	0.00	0.00%	0.00
4715	Housing Assistance Payments	0.00	0.00	0.00	0.00%	0.00
4801	Depreciation Expense	0.00	102,293.00	0.00	-100.00%	0.00
4600	TOTAL OTHER EXPENSES	15,000.00	102,293.00	15,000.00	-85.30%	24.04
4000	TOTAL EXPENSES	439,053.00	481,743.00	465,511.00	-3.40%	746.01

Consolidated Budget (400-1) for all state-aided 667 (Elderly), 200 (family), and 705 (scattered site family) developments owned by HADLEY HOUSING AUTHORITY						
SUMMARY						
Account Number	Account Class	2025 Approved Revenue Budget	2025 Actual Amounts Received	2026 Approved Revenue Budget	% Change from 2025 Actual to 2026 Budget	2026 Dollars Budgeted Per Unit per Month
3000	TOTAL REVENUE	420,553.00	400,268.00	453,540.00	13.30%	726.83
4000	TOTAL EXPENSES	439,053.00	481,743.00	465,511.00	-3.40%	746.01
2700	NET INCOME (DEFICIT)	-18,500.00	-81,475.00	-11,971.00	-85.30%	-19.18
7520	Replacements of Equip. - Capitalized	0.00	0.00	0.00	0.00%	0.00
7540	Betterments & Additions - Capitalized	0.00	0.00	0.00	0.00%	0.00
7500	TOTAL NONOPERATING EXPENDITURES	0.00	0.00	0.00	0.00%	0.00
7600	EXCESS REVENUE OVER EXPENSES	-18,500.00	-81,475.00	-11,971.00	-85.30%	-19.18

Explanation of Budget Accounts

The following explains how each of the line items is to be prepared.

3110: Shelter Rent: The shelter rent projection should be based on the current rent roll plus anticipated changes expected from annual rent re-determinations or as a result of regulatory amendments.

3111: Shelter Rent – Tenants - Fraud/Retroactive: This account should be used for the reporting of total rent receipts from residents due to unreported income. These are often called fraud or retroactive balances. In cases where deficit LHAs discover, pursue cases, and have entered into a written fraud/retroactive re-payment agreement **with a present or former tenant who did not report income**, the LHA will be allowed to retain two-thirds of the funds recovered. One third of the total dollar amount recovered should be included in the LHA's quarterly or year-end Operating Statement as Shelter Rent, account #3111, and two-thirds of this total dollar amount should be included in Other Revenue-Retained, account #3691.

3115: Shelter Rent - Section 8: This account applies only to those developments receiving support through the federal government's Housing and Urban Development (HUD) Section 8 New Construction and/or Substantial Rehab Programs.

3190: Non-Dwelling Rental: This account should be credited with the rents, other than tenants rents reported in line 3110 and 3115, including charges for utilities and equipment, billed to lessees of non-dwelling facilities as well as apartments rented for non-dwelling purposes, such as social service programs.

3400: Administrative Fee- MRVP/AHVP: This account should be credited with Administrative Fees to be received for the MRVP/AHVP Program. The MRVP/AHVP administrative fee is \$50.00 per unit per month, as of July 1, 2020.

3610: Interest on Investments – Unrestricted: This account should be credited with interest earned on unrestricted administrative fund investments.

3611: Interest on Investments – Restricted: This account should be credited with interest earned on restricted administrative fund investments. For example, an LHA may receive a grant whose use is restricted to a specific purpose, and the interest income earned on that grant may also be restricted to the same purpose.

3690: Other Operating Revenues: This account should be credited with income from the operation of the project that cannot be otherwise classified. Income credits to this account include, but are not limited to, penalties for delinquent payments, rental of equipment, charges for use of community space, charges to other projects or programs for the use of central office management and maintenance space, commissions and profits from vending machines, including washing machines, and certain charges to residents for additional services, materials, and/or repairs of damage caused by neglect or abuse in accordance with the Department's regulations on lease provisions..

3691: Other Revenue – Retained: This account should be credited with certain miscellaneous revenue to be retained by the LHA, and which is not used to reduce the amount of operating subsidy the LHA is due. The most common examples for this account is receipts for the rental of roof antennas to cell phone providers and net meter credits earned on electricity bills from Net Meter Power Purchase Agreements (PPA's). Generally, surplus LHAs may retain 100% of these savings and deficit LHAs may retain 25% of the savings, with the 75% balance used to offset its need for operating subsidy. However, for the period 7/1/16 through 6/30/20, all deficit LHAs may keep 100% of the net meter credit savings, while they can keep 50% effective 7/1/2020.

3692: Other Revenue - Operating Reserves: This account should be credited with funds that LHAs plan to utilize from their operating reserve accounts in excess of the Allowable Non-Utility Expense Level (ANUEL). To be approvable, LHA must maintain the EOHLC prescribed operating reserve minimum level after deducting the amount budgeted. The only exception to this is when the expenses are for health and safety issues.

3693: Other Revenue – Net Meter: This account should normally be credited with 75% of the total net meter credit savings realized by a deficit LHA, while surplus LHAs with net meter credit savings would enter \$0 here. Savings are calculated as the value of the net meter credits appearing on the LHA's electric bills (or, in some cases, paid in cash to the LHA by their utility company), minus the cost of the payments made to the solar power developer under their Power Purchase Agreement (PPA). Deficit LHAs normally may retain 25% of the savings. That amount should be included as Other Revenue – Retained on line #3691. However, please note that for the period 7/1/16 through 6/30/20 all LHAs may retain 100% of their total net meter credit savings, and should report those savings as Other Revenue – Retained on line #3691. LHAs can keep 50% of savings effective 7/1/2020.

3801: Operating Subsidy – EOHLC (400-1): This account represents all state-funded operating subsidy to be received and or to be earned for the fiscal year. At the end of each fiscal year, this account will be adjusted in the operating statement to equal the actual subsidy earned by the LHA.

3802: Operating Subsidy – MRVP/AHVP Landlords:

The credit balance in this account represents the anticipated total receipts from EOHLC during the fiscal year for housing assistance payments to landlords. At the end of each fiscal year this account will be adjusted to equal the actual subsidy earned.

3920: Gain/Loss from Sale or Disposition of Property (Capitalized or Non-Capitalized): The debit or credit balance of this account represents the following items: a) Cash proceeds from the sale of property that was either: 1) non-capitalized; or 2) capitalized and has been fully depreciated, and b) Realized gain or loss from the sale or disposition of capitalized property that has not been fully depreciated.

4110: Administrative Salaries: This account should be charged with the gross salaries of LHA personnel engaged in administrative duties and in the supervision, planning, and direction of maintenance activities and operating services during the operations period. It should include the salaries of the executive director, assistant executive director, accountants, accounting clerks, clerks, secretaries, project managers, management aides, purchasing agents, engineers, draftsmen, maintenance superintendents, and all other employees assigned to administrative duties.

4120: Compensated Absences: The debit balance in this account represents the actual cost incurred during the fiscal year for vacation, paid holidays, vested sick leave and earned compensatory time. This account includes both the direct compensated absences cost and associated employer payroll expenses (employment taxes, pension cost, etc.).

4130: Legal Expense: This account should be charged with retainers and fees paid to attorneys for legal services relating to the operation of the projects.

4140: Compensation to Authority Members: A local authority may compensate its members for performance of their duties and such other services as they may render to the authority in connection with its Chapter 200 development(s). Compensation for any other program is not authorized. Because of this, LHAs must base such compensation only on the actual rent receipts for these developments plus a prorated share of other operating receipts of funds on a per unit basis. The precise amount that members may be compensated is defined by statute to a maximum of \$40 per member per day, and \$50 for the chairperson per day. The total of all compensation to all board members is not to exceed two percent (2%) of actual gross income of Chapter 200 developments in any given year, consistent with the approved budget amount. In no case shall the payment of compensation exceed \$12,500 annually for the chairperson, or \$10,000 for any member other than the chairperson. Please note the statute requires the member to perform housing authority business in order to receive compensation.

4150: Travel and Related Expense: Legitimate travel expenses incurred by board members and staff in the discharge of their duties for any **state-aided program** are reimbursable from this account, as consistent with Department policy.

4170: Contractual Accounting Services: Fees for accounting services that are provided routinely and are contracted for on an annual basis. Only accounting services performed on a contractual basis (fee accountant) should be included in this item. Full or part-time LHA accounting staff that provides routine accounting services should be included in Account 4110, Administrative Salaries.

4171: Audit Costs: This account includes the state program's prorated share of audit fees paid to an Independent Public Accountant (IPA). The procurement of an IPA is necessary to satisfy the Federal Government's audit requirements. Costs for these services should be shared with all state and federal programs of LHA. **Audit costs are to be absorbed within the ANUEL.** The new Agreed Upon procedures (AUP) audit costs for state-assisted public housing programs should also be included in this account.

4180: Penalties and Interest: Any expenses incurred from penalties, fees, and interest paid on delinquent accounts shall be included in this line item.

4190: Administrative Other: This account is provided for recording the cost of administrative items for which no specific amount is prescribed in this 4100 group of accounts. It includes, but is not limited to, the cost of such items as: reports and accounting forms; stationery and other office supplies; postage; telephone services; messenger service; rental of office space; advertising for bids; publications; membership dues; collection agency & court costs, training costs; management fees, and fiscal agent fees.

4191: Tenant Organization: LTO Funding by the LHA. Upon request the LHA shall fund all LTOs in a city or town at the annual rate of \$6.00 per state-aided public housing unit occupied or available for occupancy by residents represented by such LTO(s) or an annual total of \$500.00 prorated among all such LTO(s), whichever is more. For more information on the creation and funding of LTOs see 760 CMR 6.09.

Authorities which operate computer learning centers, which are funded by the state consolidated budget or by other sources (which are typically recorded in line #3691 as "Other Revenue Retained", should budget the cost of the centers on this line.

4310: Water: This account should be charged with the cost of water and sewer charges purchased for all purposes.

4320: Electricity: This account should be charged with the total cost of electricity purchased for all purposes. Many LHAs have entered into Net Meter Credit Power Purchase Agreements (PPA's). In these deals, an LHA executes a contract with a solar power developer who constructs and owns an off- site solar electricity- generating site. In exchange for contracting to purchase a percentage of the solar power produced, the LHA receives a credit on its utility electric bill for each KWH purchased or in some cases receives a direct cash payment from their utility company. Please ensure that the amount charged to this account is the total cost of electricity BEFORE any reductions due to the receipt of net meter credits.

4330: Gas: This account should be charged with the cost of gas (natural, artificial, or liquefied) purchased for all purposes.

4340: Fuel: This account should be charged with the cost of coal, fuel oil, steam purchased, and any other fuels (except electricity and gas) used in connection with Local Housing Authority operation of plants for the heating of space or water supplied to tenants as a part of rent.

4360: Net Meter Utility Debit/Energy Conservation: This account is to be charged with costs incurred for energy conservation measures.

4390: Other Utilities: This account should be charged with the cost of utilities which are not provided for in accounts 4310 through 4360. In addition, for all quarterly or year-end operating statements 9/30/20 or later, and all budgets 6/30/21 or later, please use this line to record the total net meter credits earned as reported in Line 4392, MINUS the Solar Operator Costs reported in Line 4391, with the result expressed as a positive number. For example, if you reported -\$20,000 in Net Meter Utility Credits in Line 4392 and \$15,000 in Solar Operator Costs in Line 4391, you would subtract the \$15,000 reported on Line 4391 from the -\$20,000 reported on Line 4392, and post the remainder of \$5,000 on Line 4360, as a positive number. This number essentially represents the "net" savings the LHA earned from its net meter credit contract.

4391: Solar Operator Costs: Many LHAs have entered into Net Meter Credit Power Purchase Agreements (PPA's). In these deals, an LHA executes a contract with a solar power developer who constructs and owns an off-site solar electricity-generating site. The LHA makes regular (usually monthly) payments to the developer for its contracted share of the solar electricity produced by the site. Those payments should be entered in this account.

4392: Net Meter Utility Credit (Negative Amount): As noted in account #4391 above, many LHAs have executed Net Meter Credit Power Purchase Agreements (PPA's). In exchange for contracting to purchase a percentage of the solar power produced, the LHA receives a credit on its utility electric bill for each KWH purchased from the developer, which reduces the balance on its electric bill, or, in some cases, the credits are paid in cash to the LHA by the utility company. The total gross amount of the net meter credits that appear on the LHA's utility bills should be carried in this account and entered as a negative number. In cases where credits are paid in cash to the Host LHA, the net balance after paying out the amounts due the participating housing authorities, should also be carried in this account and entered as a negative number.

4410: Maintenance Labor: This account should be charged with the gross salaries and wages, or applicable portions thereof, for LHA personnel engaged in the routine maintenance of the project.

4420: Materials & Supplies: This account should be charged with the cost of materials, supplies, and expendable equipment used in connection with the routine maintenance of the project. This includes the operation and maintenance of automotive and other movable equipment, and the cost of materials, supplies, and expendable equipment used in connection with operating services such as janitorial services, elevator services, extermination of rodents and household pests, and rubbish and garbage collection.

4430: Contract Costs: This account should be charged with contract costs (i.e. the cost of services for labor, materials, and supplies furnished by a firm or by persons other than Local Authority employees) incurred in connection with the routine maintenance of the project, including the maintenance of automotive and other movable equipment. This account should also be charged with contract costs incurred in connection with such operating services as janitorial services, fire alarm and elevator service, extermination of rodents and household pests, rubbish and garbage collection, snow removal, landscape services, oil burner maintenance, etc.

4510: Insurance: Includes the total amount of premiums charged all forms of insurance. Fire and extended coverage, crime, and general liability are handled by EOHLA on a statewide basis. All other necessary insurance policies include: Workers' Compensation, boiler, vehicle liability and owner, etc.

4520: Payments in Lieu of Taxes:

This account should be charged with all payments in lieu of taxes accruing to a municipality or other local taxing body.

4540: Employee Benefits: This account should be charged with local housing authority contributions to employee benefit plans such as pension, retirement, and health and welfare plans. It should also be charged with administrative expenses paid to the State or other public agencies in connection with a retirement plan, if such payment is required by State Law, and with Trustee's fees paid in connection with a private retirement plan, if such payment is required under the retirement plan contract.

Employee benefits are based upon a given percentage of the total payroll; therefore, the total amount approved in this account will be based on the approved budgeted salaries representing the state's fair share.

4541: Employee Benefits - GASB 45: This line covers "Other Post-Employment Benefits" (OPEB). Of the total benefits offered by employers to attract and retain qualified employees, some benefits, including salaries and active-employee healthcare are taken while the employees are in active service, whereas other benefits, including post-employment healthcare and other OPEB are taken after the employees' services have ended. Nevertheless, both types of benefits constitute compensation for employee services. In accordance with required accounting practices, this amount is not projected in the budget (and is therefore blank) but the estimated future costs of this item is carried in the operating statement.

4542: Pension Expense – GASB 68: The primary objective of GASB 68 Statement is to improve accounting and financial reporting for pension costs. It also improves information provided by state and local governmental employers about financial support for pensions that is provided by other entities. As with account 4541 above, in accordance with required accounting practices, this amount is not projected in the budget (and is therefore blank) but the estimated future costs of this item is carried in the operating statement.

4570: Collection Loss: The balance in this account represents the estimated expense to cover unexpected losses for tenant rents. Note: Do not include losses from fraud/retroactive balances here. Report them in Account 4571 – Collection Loss – Fraud/Retroactive.

4571: Collection Loss – Fraud/Retroactive: The balance in this account represents the estimated expense to cover unexpected losses for tenant rents due to unreported income, i.e. fraud/retroactive balances.

4580: Interest Expense: The debit balance in this account represents the interest expense paid and accrued on loans and notes payable. This debt can be from operating borrowings or capital borrowings.

4590: Other General Expense: This account represents the cost of all items of general expenses for which no specific account is prescribed in the general group of accounts.

4610: Extraordinary Maintenance – Non-Capitalized: This account should be debited with all *costs* (labor, materials and supplies, expendable equipment (such as many tools or routine repair parts), and contract work) of repairs, replacements (but not replacements of non-expendable equipment), and rehabilitation of such a substantial nature that the work is clearly not a part of the routine maintenance and operating program. The items charged to this account should not increase the useful life or value of the asset being repaired. These items are not capitalized and are not added as an increase to fixed assets at the time of completion. Nor are these items depreciated. An example of this would be scheduled repainting of apartments.

4611: Equipment Purchases – Non-Capitalized: This account should be debited with the costs of equipment that does not meet the LHA's criteria for capitalization. Because these items are being expended when paid, they should not be categorized as a fixed asset and therefore will not be depreciated. These items include stoves, refrigerators, small tools, most computers and software, etc.

The budget is a planning tool and as our portfolio ages it is essential that LHAs evaluate their properties annually and plan for extraordinary maintenance. To that end EOHLC very strongly recommends that for all 400-1 operating budgets, depending on the age of the portfolio and condition, LHAs spend between \$100 and \$500 a year per unit in Extraordinary Maintenance, Equipment Purchases, Replacement of Equipment, and Betterments & Additions to ensure that the aging public housing stock is preserved.

4715: Housing Assistance Payments: This account should be debited with all housing assistance payments paid to landlords for the MRVP program on a monthly basis.

4801: Depreciation Expense: This account should be debited with annual fixed asset depreciation expenses as determined by the LHA's capitalization policy.

7520: Replacement of Equipment – Capitalized: This account should be debited with the acquisition cost (only the net cash amount) of non-expendable equipment purchased as a replacement of equipment of substantially the same kind. These items, such as vehicles, computers, or furniture, meet the LHA's criteria for capitalization and will also be added to fixed assets and therefore depreciated over the useful life.

7540: Betterments & Additions – Capitalized: This account should be debited with the acquisition cost (only the net cash amount) of non-expendable equipment and major non-routine repairs that are classified as a betterment or addition. These items meet the LHA's criteria for capitalization and will also be added to fixed assets and therefore depreciated over the useful life of the asset. Examples are: major roof replacement, structural repairs such as siding, or major paving work.

In accordance with GAAP accounting, inventory purchases (Replacement of Equipment and Betterments & Additions) are distinguished between capitalized and non-capitalized items. Any inventory or equipment purchase greater than \$5,000 is required by EOHLC to be capitalized, inventoried and depreciated. Any inventory or equipment purchase costing \$1,000 to \$4,999 should be inventoried by LHA staff for control purposes only but is not subject to capitalization or depreciation, it is, however, required to be expensed when the items are paid for. An LHA's inventory listing should include both capitalized and non-capitalized items of \$1,000 and more, as well as all refrigerators and stoves of any value. All items that appear on the inventory listing should be tagged with a unique identification number, and all refrigerators and stoves (regardless of value) should be tagged. LHAs may adopt a capitalization policy that capitalizes inventory purchases at a lesser amount than the \$5,000 requirement (i.e. \$1,000 - \$4,999); however, no capitalization policy can have an amount higher than \$5,000. Any inventory or equipment purchases costing \$0 to \$999 are to be expensed when paid for.

Narrative Responses to the Performance Management Review (PMR) Findings

PMRs are conducted for most LHAs on a biennial basis. This year there is no PMR record for this Housing Authority.

Explanation of PMR Criteria Ratings

CRITERION	DESCRIPTION
Management	
Occupancy Rate	<p>The rating is calculated using the following formula: (Total Number of Occupied units on Monthly Report divided by (Total Number of Units Minus Units that Received a Waiver Minus Number of Units Vacant less than 30 days on Monthly Report))</p> <ul style="list-style-type: none"> • “No Findings” : Occupancy Rate is at or above 98% • Operational Guidance: Occupancy rate is at 95% up to 97.9% • Corrective Action: Adjusted occupancy rate is less than 95%
Tenant Accounts Receivable (TAR)	<p>This criterion calculates the percentage of uncollected rent and related charges owed by starting with the amount reported by the LHA, as uncollected balances for the TAR (Account 1122 from the Balance Sheet) minus Normal Repayment Agreements* divided by Shelter (Tenant) Rent (account 3110 from the Operating Statement)</p> <ul style="list-style-type: none"> • “No Findings” : At or below 2% • “Operational Guidance”: More than 2% , but less than 5% • “Corrective Action”: 5% or more
Certifications and Reporting Submissions	<p>Housing authorities are required to submit 4 quarterly vacancy certifications by end of the month following quarter end; 4 quarterly operating statements and 4 Tenant Accounts Receivable (TAR) reports within 60 days of quarter end.</p> <ul style="list-style-type: none"> • “No Findings”: At least 11 of the required 12 reports were submitted and at least 9 were submitted on time. • “Operational Guidance”: Less than 11 of the required 12 reports were submitted and/or less than 9 were submitted on time.
Board Member Training	<p>Percentage of board members that have completed the mandatory online board member training.</p> <ul style="list-style-type: none"> • “No Findings” : 80% or more completed training • “Operational Guidance” : 60-79.9% completed training • “Corrective Action” : <60 % completed training
Staff Certifications and Training	<p>Each LHA must have at least one staff member complete a relevant certification or training During the fiscal year. The number of required trainings varies by LHA size.</p> <ul style="list-style-type: none"> • No Findings: LHAs completed the required number of trainings • Corrective Action: LHAs have not completed any trainings
Annual Plan (AP) Submitted	<p>Housing authorities are required to submit an annual plan every year.</p> <ul style="list-style-type: none"> • “No Findings” =Submitted on time • “Operational Guidance” =Up to 45 days late • “Corrective Action” =More than 45 days late

CRITERION	DESCRIPTION
CHAMP	
Paper applications	<p>Paper applications are available, received and entered into CHAMP</p> <ul style="list-style-type: none"> • No Findings: Paper applications are available; And paper applications are date and time stamped correctly; And 90% of new paper applications are entered into CHAMP within 15 calendar days of date/time stamp; And 2% or less of new paper applications are entered more than 30 days after date/time stamp • Operational Guidance: Paper applications are available; And paper applications are date and time stamped and entered correctly; And 75% - 89% of new paper applications are entered into CHAMP within 15 calendar days; And 3% - 5% of new paper applications are entered more than 30 days after date/time stamp • Corrective Action: Paper applications are not available; Or the LHA has failed to date and time stamp paper applications and/or failed to enter them correctly; Or Less than 75% of new paper applications are entered into CHAMP within 15 calendar days of date/time stamp; Or more than 5% of new paper applications are entered more than 30 days after date/time stamp
Vacancies occupied using CHAMP	<p>Vacancies are recorded correctly and occupied using CHAMP</p> <ul style="list-style-type: none"> • No Findings: All vacancies during the fiscal year are recorded in EOHLC's Housing Applications Vacancy System within 30 days; And the housed Applicant ID and Pull List ID match between EOHLC's Housing Applications Vacancy System and CHAMP for unit occupied during the fiscal year, excluding administrative transfers; And 25% or less of occupied units have data entry errors • Operational Guidance: All vacancies during the fiscal year are recorded in EOHLC's Housing Applications Vacancy System, all vacancies are not recorded within 30 days; Or the Housed Applicant ID and Pull List ID match between EOHLC's Housing Applications Vacancy System and CHAMP for units occupied during the fiscal year, excluding administrative transfers; And greater than 25% of occupied units have data entry errors • Corrective Action: All vacancies during the fiscal year are not recorded in EOHLC's Housing Applications Vacancy System; Or the Housed Applicant ID and Pull List ID do not match (or data is missing) between EOHLC's Housing Applications Vacancy System and CHAMP for units occupied during the fiscal year, excluding administrative transfers

CRITERION	DESCRIPTION
Financial	
Adjusted Net Income	<p>The Adjusted Net Income criterion calculation starts with an LHA's Net Income and subtracts Depreciation, GASB 45 (Retirement Costs), GASB 68 (Retirement Costs), Extraordinary Maintenance (maintenance expense outside of routine/ordinary expenses), and Equipment Purchases – Non Capitalized. This Adjusted Net Income amount is then divided by the Total Expenses of the LHA. If this Adjusted Net Income amount is positive, it means underspending and if it is negative it means overspending.</p> <p>Underspending Rating:</p> <ul style="list-style-type: none"> • "No Findings" : 0 to 9.9% • "Operational Guidance": 10 to 14.9% • "Corrective Action": 15% or higher <p>Overspending Rating:</p> <ul style="list-style-type: none"> • "No Findings" : 0 to -4.9% • "Operational Guidance": -5% to -9.9% • "Corrective Action": -10% or below
Operating Reserves	<p>Current Operating Reserve as a percentage of total maximum reserve level. Appropriate reserve level is buffer against any unforeseen events or expenditures.</p> <ul style="list-style-type: none"> • "No Findings" :35%+ of maximum operating reserve • "Operational Guidance": 20% to 34.9% of maximum operating reserve • "Corrective Action": <20% of maximum operating reserve
Capital Planning	
Capital Spending	<p>Under the Formula Funding Program (FF), authorities receive undesignated funds to spend on projects in their Capital Improvement Plan. They are rated on the percentage of available funds they have spent over a three-year period</p> <ul style="list-style-type: none"> • "No Findings" = at least 80% • "Operational Guidance" = At least 50% • "Corrective Action" = Less than 50%
Health & Safety	
Health & safety violations	EOHLC has observed conditions at the LHA's developments and reported health and safety violations. The LHA has certified the number of corrected violations in each category.

CRITERION	DESCRIPTION
Facility Management – Inspection Standards and Practices	
100% Unit Inspections	<p>All units inspected at LHA during FY under review</p> <ul style="list-style-type: none"> No Findings: 100% of units inspected Corrective Action: Less than 100% of units inspected
LHA Inspections Reports/Work Orders	<p>Unit inspection reports create, track, and report work orders for inspection repairs, and inspection WOs completed within 30 days or add to DM/CIP</p> <ul style="list-style-type: none"> No Findings: All inspection work orders/lease violations are created, tracked, and reported; And non-health and safety work orders for inspection repairs/lease violations are completed within 30 days or added to DM/CIP; And health and safety work orders for inspection repairs/lease violations are addressed within 48 hours Operational Guidance: All health and safety inspection work orders/lease violations are created, tracked, reported and completed within 48 hours; And LHA fail to create, track, or report no more than 1 or 2 (based on LHA size) non-EHS (exigent health and safety) deficiencies; Or LHA failed to complete any non-EHS work orders/lease violations appropriately Corrective Action: Any EHS work orders/lease violations not created, tracked, reported, or completed; Or 1 of the following: LHA failed to create, track or report a) More than 1 non-EHS deficiency (small LHA); b) More than 2 non-EHS deficiencies (Medium/Large)
Accuracy of LHA Inspections	<p>Unit inspection reports accurately reflect necessary repairs</p> <ul style="list-style-type: none"> No Findings: c.667 unit has less than 2 EHS deficiencies and c.200/705 unit has less than 3 EHS deficiencies Operational Guidance: c.667 unit has 2 EHS deficiencies or c.200/705 has 3 EHS deficiencies Corrective Action: c.667 has equal to or greater than 3 EHS deficiencies or c.200/705 unit has equal to or greater than 4 EHS deficiencies
Facility Management – Preventative Maintenance Standards and Practices	
LHA Preventative Maintenance Schedule Accuracy and Implementation of Preventative Schedules	<p>LHA preventative maintenance schedule accurately reflects all necessary work to maximize the life of LHA components</p> <ul style="list-style-type: none"> No Findings: c.667 unit less than 2 EHS deficiencies and c.200/705 less than 3 EHS deficiencies Operational Guidance: c.667 2 EHS deficiencies or c.200/705 3 EHS deficiencies Corrective Action: c.667 equal to or greater than 3 EHS deficiencies or c.200/705 equal to or greater than 4 EHS deficiencies

CRITERION	DESCRIPTION
Facility Management – Vacancy Turnover Standards and Practices	
Vacancy Turnover Work Orders	<p>Work orders created for every vacancy and completed within 30 days (or waiver requested)</p> <ul style="list-style-type: none"> No Findings: Vacancy work orders are created, tracked and reported for every unit and reflect all work in unit; And Vacancy work orders are Maintenance Ready in <=30 days for c.667 units or <=45 days for c.200/705 units or have approved waiver Operational Guidance: Vacancy work orders are created, tracked and reported for every unit; And work orders do not reflect all work completed in unit; Or vacancy work orders are Maintenance Ready in 31-45 days for c.667 and 46-60 days for c.200/705 and no approved waiver Corrective Action: Vacancy work orders are not created, tracked and reported for every unit; Or vacancy work orders are Maintenance Ready in >45 days for c.667 and >60 days for c.200/705 and have no approved waiver
Accuracy and Standard of Vacancy Turnovers	<p>Vacancy turnover work orders accurately reflect necessary repairs</p> <ul style="list-style-type: none"> No Findings: c.667 unit less than 2 EHS deficiencies and c.200/705 less than 3 EHS deficiencies Operational Guidance: c.667 2 EHS deficiencies or c.200/705 3 EHS deficiencies Corrective Action: c.667 equal to or greater than 3 EHS deficiencies or c.200/705 equal to or greater than 4 EHS deficiencies
Work Order Types and Systems	
Emergency Work Orders	<p>All emergency work orders are created, tracked, reported and completed within 48 hours</p> <ul style="list-style-type: none"> No Findings: All emergency work orders under review are created, tracked, reported and completed within 48 hours Operational Guidance: All emergency work orders completed within 48 hours; Less than 100% but greater than or equal to 80% of work orders under review are correctly created, tracked and reported administratively Corrective Action: Not all emergency work orders are completed within 48 hours; Or less than 80% of work orders under review are correctly created, tracked and reported administratively
CRITERION	DESCRIPTION
Requested Work Orders	<p>All requested work orders are created, tracked, reported and completed within 14 days or added to DM/CIP</p> <ul style="list-style-type: none"> No Findings: All requested work orders under review are created, tracked, and reported; All work is complete within 14 days or added to DM/CIP Operational Guidance: All requested work orders completed within 14 days or added to DM/CIP; And less than 100% of work orders under review are correctly created, tracked and reported Corrective Action: Not all requested work orders are completed within 14 days or added to DM/CIP

Policies

The following policies are currently in force at the HADLEY HOUSING AUTHORITY:

Policy	Last Ratified by Board Vote	Notes
*Capitalization Policy	6/1/2018	
*Fair Housing Marketing Plan	11/22/2022	
*Grievance Policy	6/1/2018	HHA follows the regulations outlined in 760 CMR 6.08
*Language Access Plan	11/22/2022	
*Personnel Policy	1/17/2017	
*Procurement Policy	6/1/2018	
*Reasonable Accommodations Policy	2/28/2023	
*Rent Collection Policy	2/6/2006	
Anti-Discriminatory Harassment Policy	7/10/2006	
Community Room Use	9/30/2009	
Credit/Debit Card Policy	4/14/2016	
Equal Employment Opportunity Policy and Affirmative Action Plan	6/1/2009	
Investment Policy	5/11/2017	
Maintenance and Other Charges	7/8/2009	
Other – Define in the ‘Notes’ column	4/6/2009	Outdoor Grill Policy
Other – Define in the ‘Notes’ column	7/10/2006	Air Conditioner Policy
Other – Define in the ‘Notes’ column	2/6/2006	Use of Laundry Facilities Policy
Other – Define in the ‘Notes’ column	4/11/2006	Comp Time/On Call Policy
Other – Define in the ‘Notes’ column	6/1/2009	Substance Abuse Policy
Other – Define in the ‘Notes’ column	6/1/2009	Restraining Orders Policy
Other – Define in the ‘Notes’ column	7/17/2006	Swimming/Wading Pool Policy
Other – Define in the ‘Notes’ column	6/1/2009	Residents Using Supplemental Oxygen Policy
Other – Define in the ‘Notes’ column	8/10/2009	Vehicle Tow Away Policy
Other – Define in the ‘Notes’ column	9/30/2009	Vehicle Washing Policy
Other – Define in the ‘Notes’ column	6/1/2009	Policy to Address Safe Egress for Units at 667
Other – Define in the ‘Notes’ column	8/10/2009	Portable Wheelchair Policy
Other – Define in the ‘Notes’ column	8/10/2009	Check Signing Policy
Other – Define in the ‘Notes’ column	8/10/2009	Collection of Washer/Dryer Money Policy
Other – Define in the ‘Notes’ column	8/10/2009	Apt. Turnover Photography Documentation Policy
Other – Define in the ‘Notes’ column	8/10/2009	Snow Removal Policy
Other – Define in the ‘Notes’ column	8/10/2009	Conference Policy

Other – Define in the ‘Notes’ column	6/1/2018	Disposition
Other – Define in the ‘Notes’ column	4/14/2016	Common Area Policy
Other – Define in the ‘Notes’ column	4/12/2016	Grounds Policy
Other – Define in the ‘Notes’ column	4/2/2001	Flag Policy
Other – Define in the ‘Notes’ column	12/7/2009	Refrigerator Policy
Parking	5/11/2017	
Pet Policy	4/1/1996	
Sexual Harassment Policy	4/14/2016	
Smoking Policy	6/1/2009	
Travel Policy	6/1/2018	

* Starred policies are required by EOHLC. Policies without a “Latest Revision” date are not yet in force. The list of policies has been provided by the LHA and has not been verified by EOHLC.

Waivers

HADLEY HOUSING AUTHORITY has received the following waivers from EOHLC's regulations. This list does not include vacancy waivers, pet waivers, or any waivers that would release personally identifiable tenant or applicant data.

Description	Reason	Date Approved by EOHLC	Date Expired
-------------	--------	---------------------------	--------------

*The list of waivers has been provided by the LHA and has not been verified by EOHLC.

Glossary

ADA: Americans with Disabilities Act. Often used as shorthand for accessibility related issues or improvements.

AHVP: Alternative Housing Voucher Program

Alternative Housing Voucher Program provides rental vouchers to disabled applicants who are not elderly and who have been determined eligible for Chapter 667 (elderly and disabled) housing.

Allowable Non-Utility Expense Level (ANUEL) is the amount of non-utility expense allowed for each local housing authority based upon the type(s) of housing programs administered.

ANUEL: Allowable Non-Utility Expense Level

AP: Annual Plan

Annual Plan: A document prepared by each Local Housing Authority, incorporating the Capital Improvement Plan (CIP), Maintenance and Repair Plan, Budget, responses to the Performance Management Review, and other elements.

Cap Share is the amount of Formula Funding spending approved by DHCD for each year.

Capital Funds: Funds provided by DHCD to an LHA for the modernization and preservation of state-aided public housing, including Formula Funds and Special Capital Funds.

Capital Needs Assessment, similar to the CIP, often used for developments in the Section 8 New Construction/Substantial Rehabilitation program. Such developments are generally not eligible for state capital funds and therefore do not participate in the CIP process. However, to track their ongoing capital needs and plan for construction projects to address those needs, they often conduct a CNA to determine when building systems will wear out and need to be replaced, and what replacement will cost, so they can plan to ensure that the necessary funding will be available

Capital Projects are projects that add significant value to an asset or replace building systems or components. Project cost must be greater than \$1000.

CIMS is a web-based software system used for creating CIP's and Annual Plans. For the CIP, the CIMS program allows the LHA to prioritize, select and schedule projects, assign funding sources and direct project spending to specific fiscal years to create a CIP that is consistent with the LHA's FF award amount and FF cap shares, plus any additional funding resources the LHA has identified. The LHA submits its CIP and DHCD conducts its review of the LHA's CIP in CIMS. For the Annual Plan CIMS imports data from other DHCD systems and combines that with data entered by the LHA.

CIP: A Capital Improvement Plan (CIP) is a five (5) year plan which identifies capital projects, provides a planning scope, schedule and budget for each capital project and identifies options for financing and implementing the plan. The contents of a CIP are limited to available resources. An approved CIP is required in order to receive Formula Funds.

CNA: Capital Needs Assessment

CPS is DHCD's transparent Web-based capital planning system that catalogues the condition of every building and site in the statewide public housing portfolio, providing LHAs with detailed technical information to make strategic long-term capital investments. It includes a Facility Condition Index (FCI) for every development that compares the value of expired components of a development relative to its replacement cost.

Deferred Maintenance is maintenance, upgrades, or repairs that are deferred to a future budget cycle or postponed for some other reason. Sometimes it is referred to as extraordinary maintenance.

Deficit housing authority: a housing authority whose income (mainly from rent) does not cover all its normal operating costs in its approved operating budget, and which therefore operates at a deficit and requires operating subsidy from DHCD.

DHCD: Massachusetts Department of Housing & Community Development

Extraordinary Maintenance: see the description for budget line 4610 in the Explanation of Budget Accounts in the Budget Section of this Annual Plan.

FF: Formula Funding

Formula Funding is state bond funding allocated to each LHA according to the condition (needs) of its portfolio in comparison to the entire state-aided public housing portfolio.

FYE: Fiscal Year End

HHA Administrative Fee is the fee paid to an HHA from the RCAT Program budget.

HHA: Host Housing Authority for the RCAT program.

Host Housing Authority (HHA). An LHA selected by the Department to employ and oversee an RCAT.

HUD: U.S. Department of Housing and Urban Development

LHA: Local Housing Authority

LTO: Local Tenants Organization

Management and Occupancy Report: This is an annual HUD review process that is used to evaluate the performance of developments in various HUD housing programs, including the Section 8 New Construction/Substantial Rehabilitation program, which some LHAs operate. It is similar to the state PMR process in that it evaluates LHA performance on variety of financial, housing quality, and other standards

Massachusetts Rental Voucher Program (MRVP) is a state-funded program that provides rental subsidies to low-income families and individuals.

MOR: Management and Occupancy Report

MRVP: Massachusetts Rental V DHCD's annual review of each housing authority's performance. It pulls together data on the authority's occupancy rates, tenant accounts receivables, accounts payable, budget variance, operating reserve, capital improvement plan submission, capital spending, annual inspections and work order and maintenance systems to identify and address areas of strength and areas for development. Its goal is to allow DHCD and the LHA to

take a deep dive into the data, lift up best practices, and work together towards improving operations oucher Program.

Performance Management Review (PMR):

PMR: Performance Management Review

RCAT: Regional Capital Assistance Team

Regional Capital Assistance Team: One of three organizations employed at HHAs designated by the Department to carry out the RCAT Program.

Sec.8 NC/SR (or S8NCSR): Section 8 New Construction and Substantial Rehabilitation

Section 8 New Construction and Substantial Rehabilitation (Sec.8 NC/SR): This term refers to a federal HUD housing program operated at a small number of state public housing developments whose construction was funded by state grants, but whose ongoing operating costs are supported by project-based subsidies from HUD's federal Section 8 program, rather than from state public housing operating funds..

Special Awards: In addition to allocations to each LHA, DHCD has created limited set aside funds to provide for extreme emergency or code compliance needs which are beyond the capacity of an LHA's current FF balance.

Surplus housing authority: a housing authority whose income (mainly from rent) covers all its normal operating costs in its approved operating budget, and which therefore operates at a surplus and does not require operating subsidy from DHCD.


Attachments


The following items have been uploaded as attachments to this Annual Plan.

- . Performance Management Review
- . Hadley_Fall2022_survey_667
- . Hadley_Fall2022_compare_667
- . Cover sheet for tenant satisfaction surveys
- . Extract of Board Meeting minutes
- . Public Comments and LHA Responses



42 Golden Court
Hadley, MA 01035-9585

 (413) 256-0206

 (413) 256-8551

 TDD 711

 www.amhersthousingauthority.org

Hadley Annual Plan FY 2026 Public Presentation

Date: June 24, 2025

Public Attendance: Sign-in Sheet attached

Questions

1. When would the door project potentially start?

John Williams, Director of Facilities explained that Project #117092-Golden Court Rear Door Replacement currently is in the beginning phase and the plan is for fall of this year or early spring of next year.

2. Some units have been empty for a while. When will they be ready to rent again?

John Williams explained that two apartments have been converted into ADA apartments and that the family apartments have required an extensive amount of work to bring them back and ready to rent.

Amherst Housing Authority is the Managing Agent for the Belchertown and Hadley Housing Authorities

**This is an important document. Please contact Amherst Housing Authority
at 413.256.0206 for free language assistance.**

Este es un documento importante. Comuníquese con la Autoridad de Vivienda de Amherst al 413.256.0206 para obtener asistencia lingüística gratuita. - Sa a se yon dokiman enpòtan. Tanpri kontakte Amherst Housing Authority nan 413.256.0206 pou jwenn asistans lang gratis. - Isso é um documento importante. Entre em contato com a Amherst Housing Authority pelo telefone 413.256.0206 para obter assistência linguística gratuita. - Eto vazhnyy dokument. Pozhaluysta, svyazhites' s Zhilishchnym upravleniyem Amkhersta po telefonu 413.256.0206 dlya polucheniya besplatnoy yazykovoy pomoshchi - Zhè shì yī fèn zhòngyào wénjiàn. Qǐng zhìdiàn 413.256.0206 Liánxì à mò sī tè zhǔfáng guǎnlǐ jú yǐ huòdé miǎnfèi yǔyán bāngzhù. - igeos-eun jung-yohan munseoibnida. mulyo eon-eo jiwon-eul bad-eulyeomyeon Amherst Housing Authority(413.256.0206)e mun-uihaseyo.



Hadley Housing Authority

EXTRACT OF THE REGULAR MEETING MINUTES

June 30, 2025 @ 5:00 p.m.

The members of the Hadley Housing Authority met in Regular Session at Hadley, Massachusetts, at 5:00 p.m. on June 30, 2025.

The meeting was called to order by the Chairperson, and upon a roll call, those present and absent were as follows:


PRESENT: Rise Smythe Freed, Chair, Sue Oppenheimer,
and Richard Witkos

ABSENT: None

Upon motion by Rise Smythe Freed, seconded by Richard Witkos, the vote was taken to approve the FY2026 Annual Plan for the Hadley Housing Authority.

Unanimous

I, the undersigned, the duly appointed, qualified, and acting Secretary of the Hadley Housing Authority, do hereby certify that the above motion was made and approved.



Pamela J Rogers
Executive Director

06/30/2025

Date of Certification

Resident Surveys – Background

Since 2016 DHCD has been working with the Center for Survey Research (CSR) at the University of Massachusetts Boston to survey residents in the state public housing units it oversees. The surveys are confidential, mailed directly to residents, and returned to CSR by mail (or, starting in 2019, completed on-line). CSR surveys residents of elderly/disabled units (also known as Chapter 667) and family units (also known as Chapter 200 and Chapter 705).

During each round all units are mailed surveys, with one exception: in the case of the twelve housing authorities with more than 225 c.200 family units, a randomly selected group of 225 units was surveyed at each housing authority. This group was determined to be large enough to generate statistically useful results. In both rounds, responses from c.200 and c.705 residents are always combined.

Round One Surveys (2016 – 2018)

In Round One of the surveys, CSR surveyed residents of elderly/disabled units (c.667) in three groups in the Fall of 2016, 2017 and 2018. CSR surveyed residents of family units (c.705 and c.200) in the Spring of 2016. (Note: there are many more c.667 units, so they were broken down into three groups).

Round Two Surveys (2019 – 2022)

Round Two of the surveys began in 2019. CSR surveyed about one-third of the elderly/disabled units in Fall 2019, Fall 2021, and Fall 2022. CSR surveyed all family units in Fall 2020.

Round Three Surveys (2023 – 2027)

Round Three of the surveys began in 2023. CSR surveyed about one-third of the elderly/disabled units and one-third of family units in Fall 2023.

Hadley Housing Authority

Chapter 667 Housing Summary 2019 – 2022

DHCD is working with the Center for Survey Research at the University of Massachusetts Boston to survey residents in the housing units it oversees.

Fall 2019:

- Surveys were sent to 6955 housing units (Chapter 667). 3352 surveys were filled out and returned.

Fall 2021:

- Surveys were sent to 8350 housing units (Chapter 667). 3787 surveys were filled out and returned.

Fall 2022:

- Surveys were sent to 9118 housing units (Chapter 667). 3951 surveys were filled out and returned.
- In the **Hadley Housing Authority**, surveys were sent to a total of **40** Hadley housing units (Chapter 667); **18** surveys were completed.

This report provides some information about how the residents from the **Hadley Housing Authority** who answered the survey responded. It compares their answers to those from residents in the entire state and to those from small LHAs in Western Massachusetts. These small LHAs in Western Massachusetts include: Adams, Amherst, Athol, Barre, Belchertown, Brimfield, Dalton, East Longmeadow, Easthampton, Granby, Great Barrington, Hadley, Hampshire County Regional, Hatfield, Holyoke, Lee, Lenox, Ludlow, Monson, Montague, Orange, Palmer, Shelburne, South Hadley, Southwick, Stockbridge, Ware, Warren, Wilbraham, and Williamstown.

Communication

- **Communication with management:** Residents were asked about how they interacted with their Housing Authorities in this peer group in the last 12 months. The table below shows what percentage of residents said they did each of the following:

	Hadley Housing Authority	Small LHAs in Western MA *	Entire State
Felt they were usually or always treated with courtesy and respect when they contacted management.....	78%	84%	83%
Knew the Executive Director held a meeting with residents.....	55%	42%	42%

* Small LHAs in Western Massachusetts: Adams, Amherst, Athol, Barre, Belchertown, Brimfield, Dalton, East Longmeadow, Easthampton, Granby, Great Barrington, Hadley, Hampshire County Regional, Hatfield, Holyoke, Lee, Lenox, Ludlow, Monson, Montague, Orange, Palmer, Shelburne, South Hadley, Southwick, Stockbridge, Ware, Warren, Wilbraham, and Williamstown.

Maintenance and Repair

- **Communication with maintenance staff:** Residents were asked about their interactions with the Hadley Housing Authority maintenance staff in the last 12 months.

	Hadley Housing Authority	Small LHAs in Western MA	Entire State
Felt they were treated with courtesy and respect when they contacted maintenance.....	83%	88%	87%
Were contacted by the Housing Authority before entering their apartment.....	88%	92%	91%

- **Overall maintenance** Respondents were asked how they would rate overall building maintenance (such as clean halls and stairways and having lights and elevators that work) and outdoor space maintenance (such as litter removal and clear walkways) in the last 12 months.

Building maintenance:

Hadley Housing Authority



Small LHAs in Western MA



Entire State

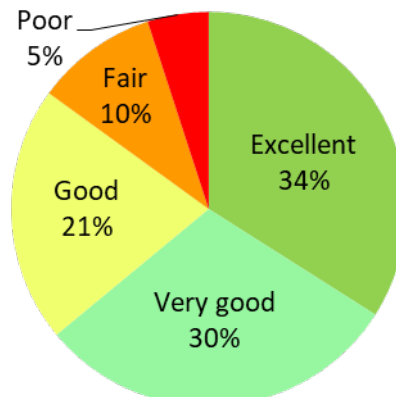


Outdoor maintenance:

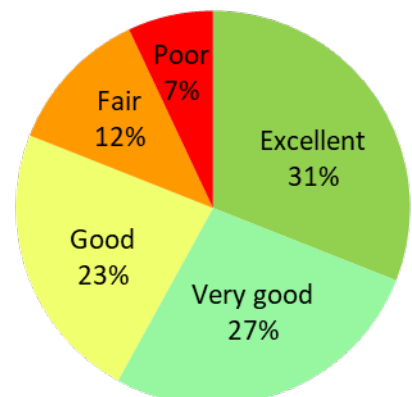
Hadley Housing Authority



Small LHAs in Western MA



Entire State



- **Heating and Water Problems:** About one-third of respondents had a problem with their heating and about two-thirds had a plumbing problem in the last 12 months.

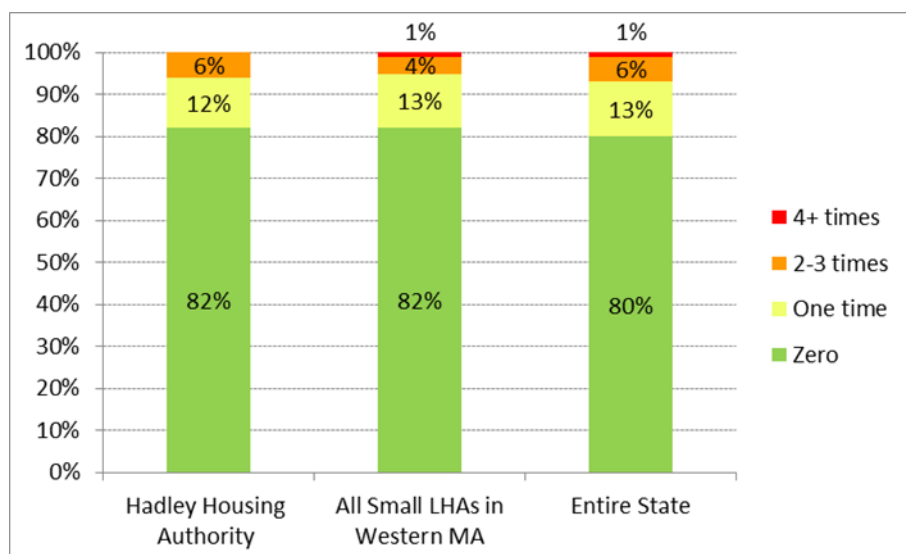
	Hadley Housing Authority	Small LHAs in Western MA	Entire State
Had any heating problem.....	39%	35%	37%
Had any water problem.....	67%	56%	58%

- **Heating Problems**

How many times did residents completely lose heat?

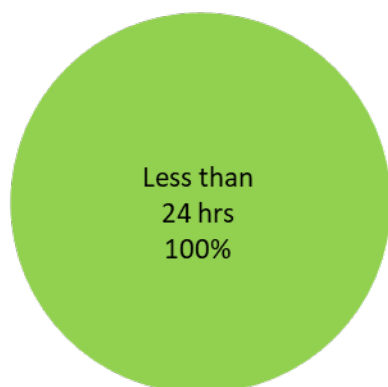
The chart below shows how many times respondents had completely lost heat in the last 12 months.

The green part of the bars shows what percentage of residents did not have the problem at all. The yellow shows who had the problem one time. The orange shows those who had the problem 2-3 times. And the red shows those who had the problem 4 or more times in the last 12 months.

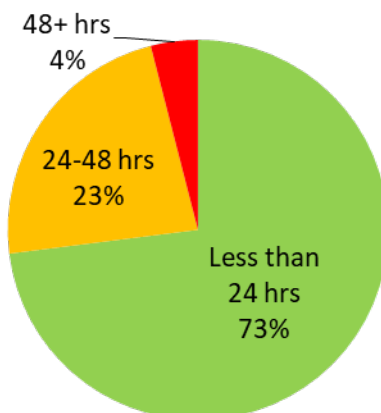


How long did it usually take for heat to come back on? For those respondents who reported completely losing heat, we asked how long it usually took for the heat to come back on – less than 24 hours, 24 - 48 hours, or more than 48 hours.

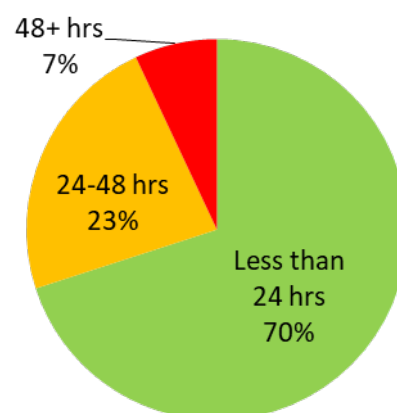
Hadley Housing Authority



Small LHAs in Western MA



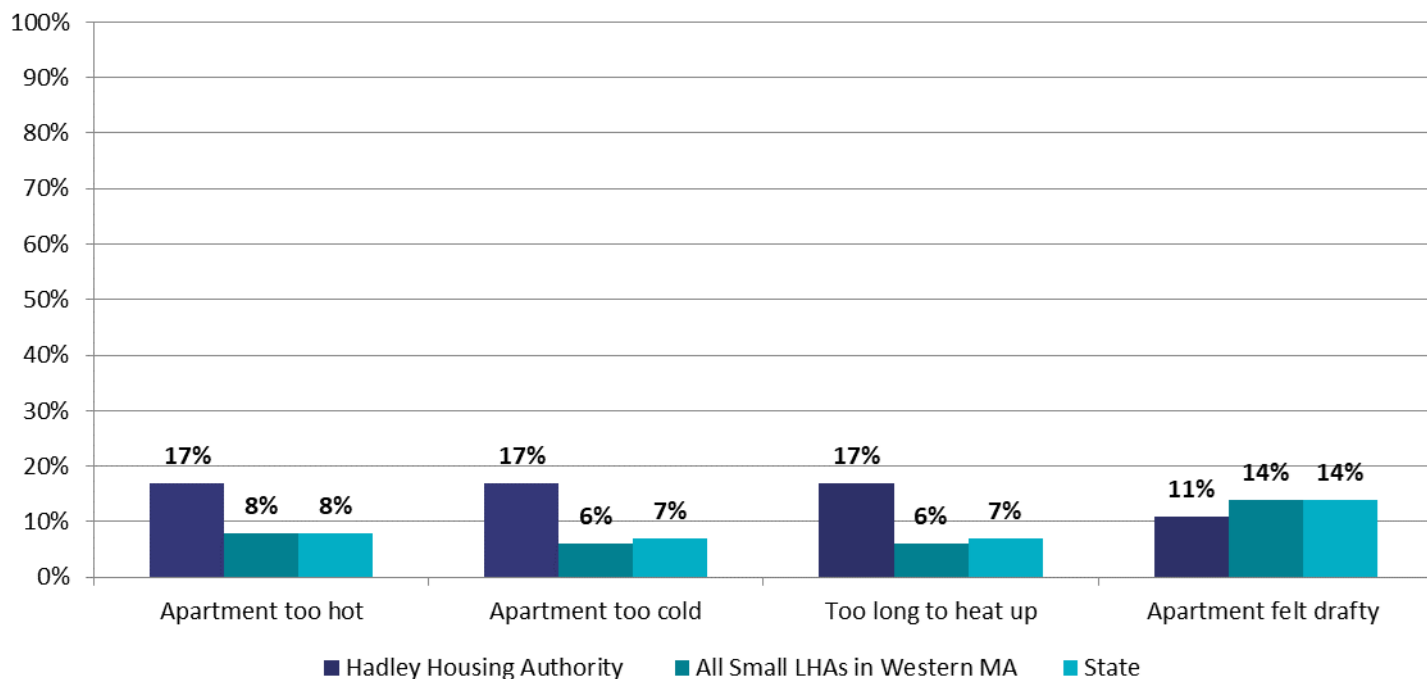
Entire State



- **Other Heating Problems**

In the last 12 months did residents have other heating problems?

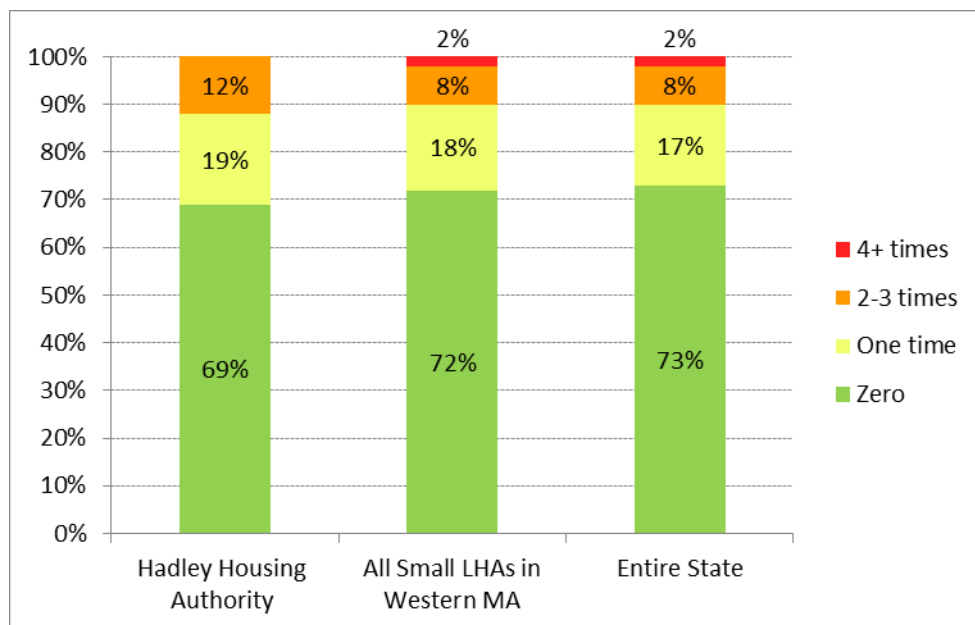
The chart below shows what percentage of residents experienced other heating problems in the last 12 months.



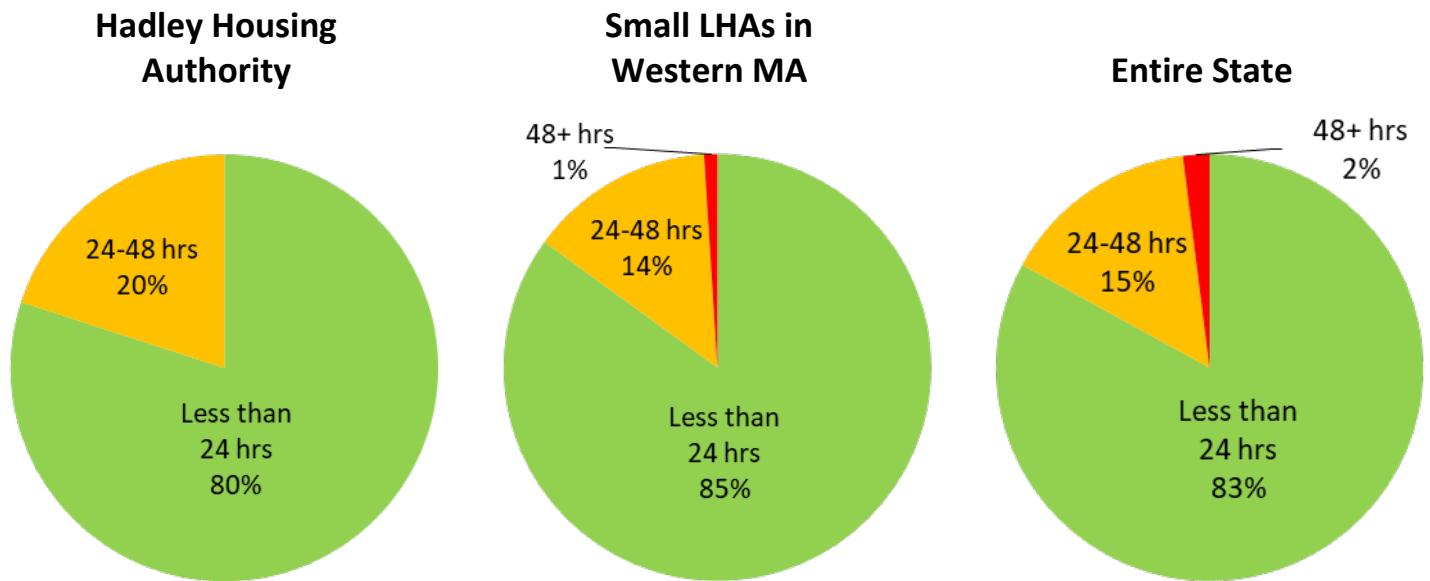
- **Water or Plumbing Problems**

How many times did residents have no hot water in their apartment?

The chart below shows how many times respondents did not have no hot water in their apartment in the last 12 months. The green part of the bars shows what percentage of residents did not have the problem at all. The yellow shows who had the problem one time. The orange shows those who had the problem 2-3 times. And the red shows those who had the problem 4 or more times in the last 12 months.



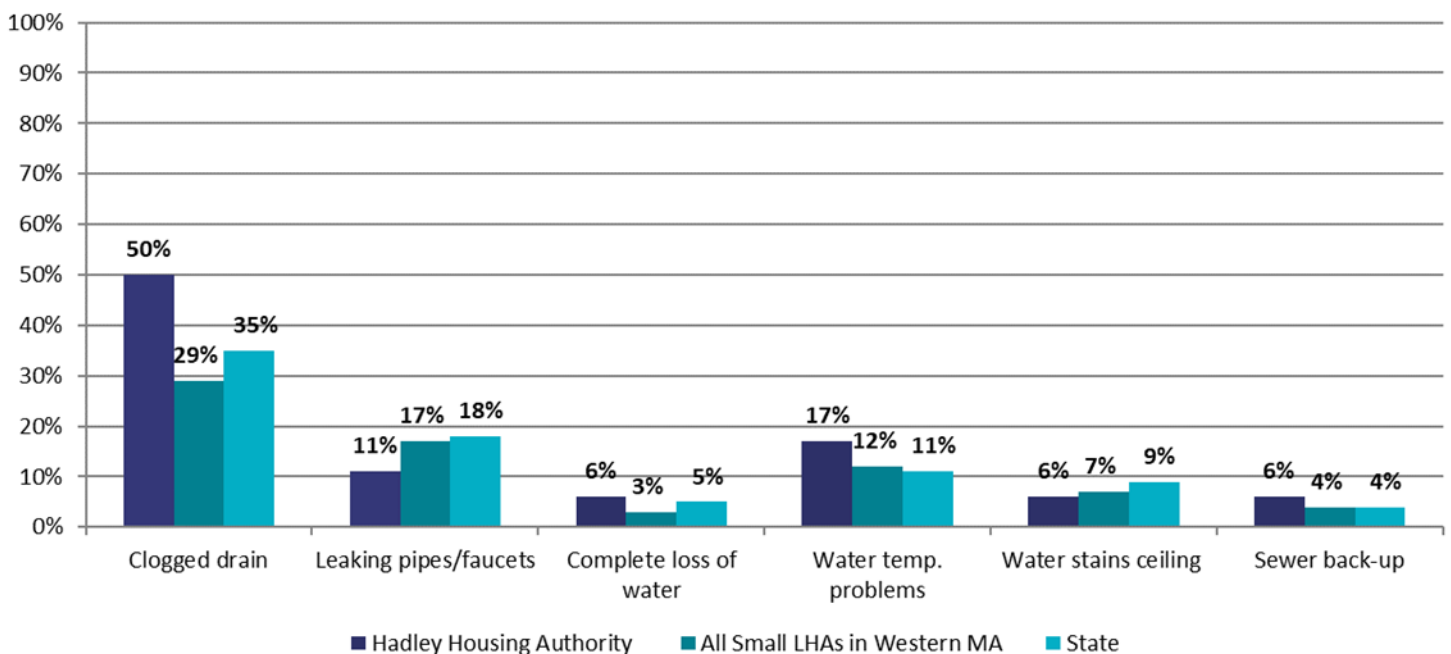
How long did it usually take for hot water to come back on? For those respondents who reported not having hot water in their apartment, we asked how long it usually took for hot water to come back on – less than 24 hours, 24 - 48 hours, or more than 48 hours.



- Other Water or Plumbing Problems**

In the last 12 months did residents have other water or plumbing problems?

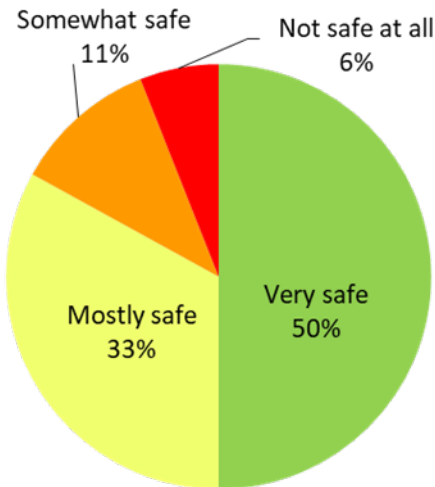
The chart below shows how many times respondents had other water or plumbing problems in the last 12 months.



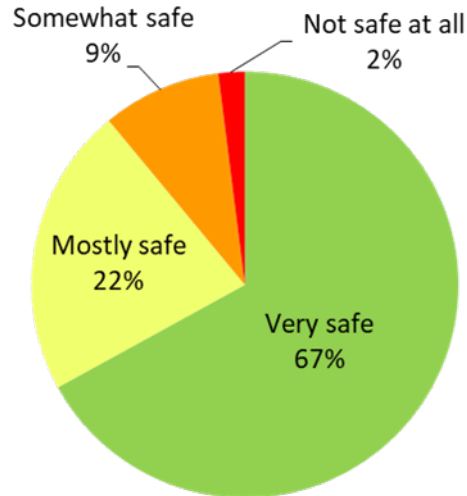
Safety

Respondents were asked how safe they felt in their development. The charts below show what percentage of residents said they felt “very safe”, “mostly” safe, “somewhat safe”, or “not safe at all” in their development in the last 12 months.

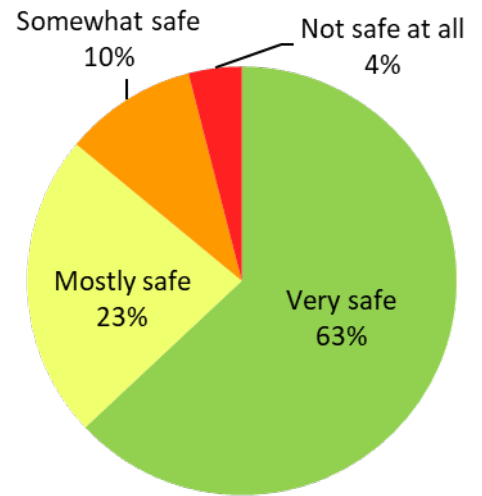
Hadley Housing Authority



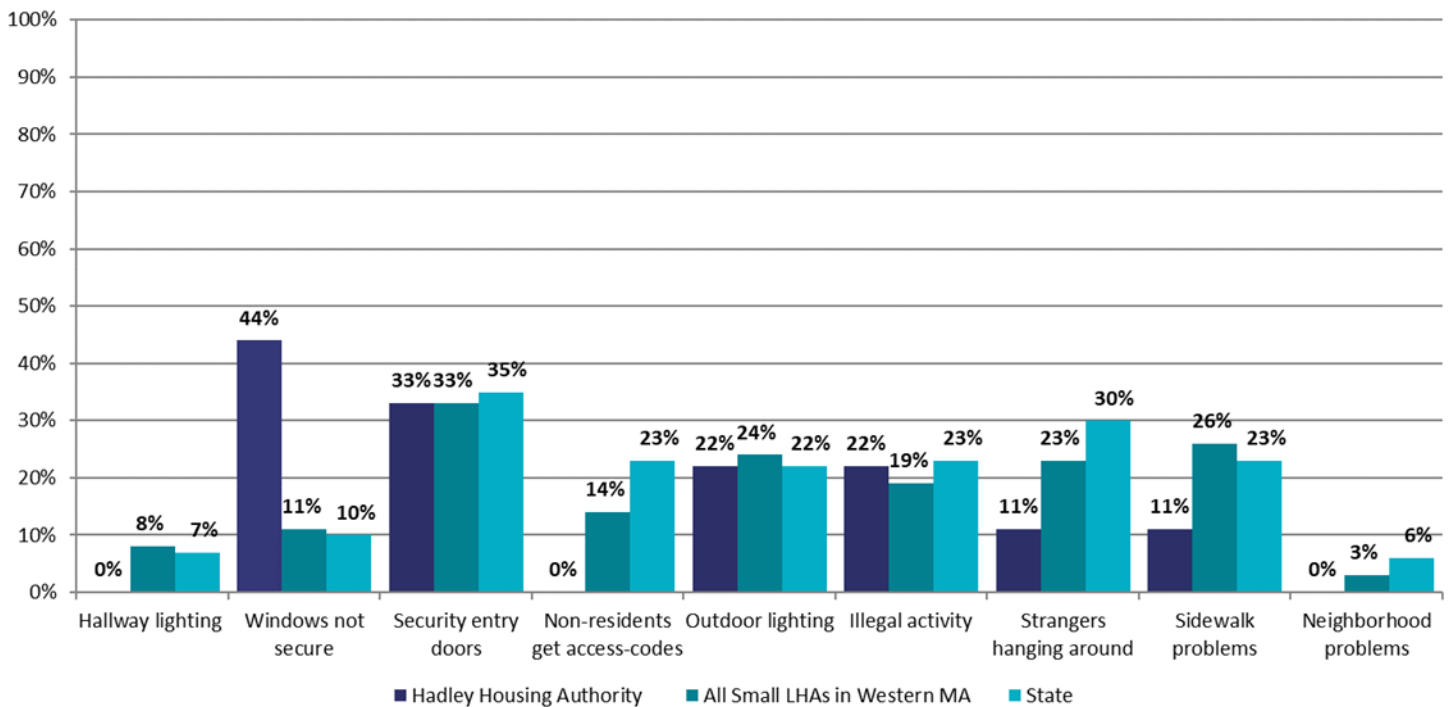
Small LHAs in Western MA



Entire State



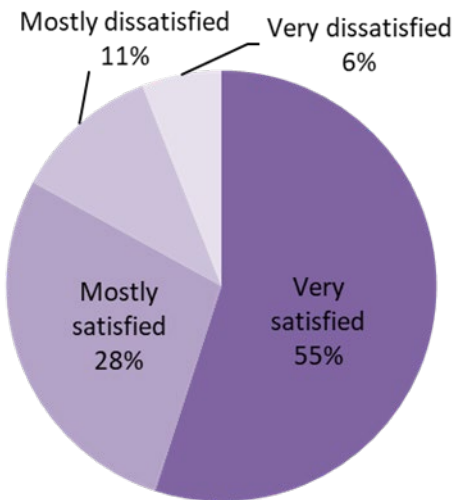
Reasons why respondents felt unsafe in their development: Respondents were asked why they felt unsafe in their development. This chart shows what specific concerns respondents mentioned.



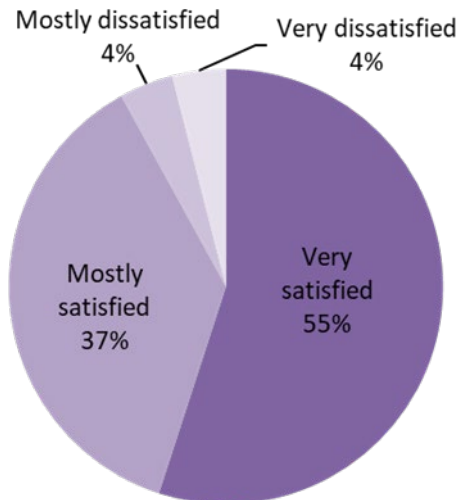
Overall Satisfaction

Respondents were asked about their overall satisfaction living in their development. The chart below shows what percentage of people said they were “very satisfied”, “mostly satisfied”, “mostly dissatisfied”, or “very dissatisfied”.

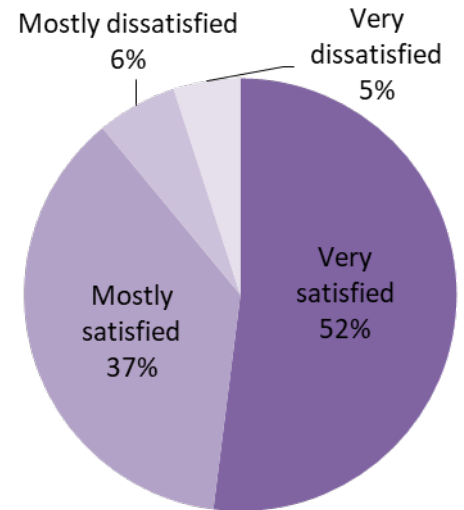
Hadley Housing Authority



Small LHAs in Western MA



Entire State





Resident Survey
HADLEY HOUSING AUTHORITY
Chapter 667 Housing
Fall 2022

NOTE

This copy of the survey shows the percentage of respondents who chose each answer. DHCD also collected demographic information from survey respondents, such as gender, race, education, and age. The responses to these demographic questions are not included in this report in order to protect the anonymity of respondents.

In the fall of 2022, surveys were sent to **40** housing units (Chapter 667) in the Hadley Housing Authority. **18** surveys were completed. The percentages presented here are based on that number.

1. How many years have you lived in your current apartment?

- 11%** Less than 2 years
- 44%** 2 to 5 years
- 17%** 6 to 10 years
- 28%** More than 10 years

Maintenance & Repair

8. In the last 12 months, how often were you treated with courtesy and respect by the maintenance staff of your development??

- 6%** Never
- 6%** Sometimes
- 23%** Usually
- 65%** Always

9. Does the Housing Authority let you know before they enter your apartment?

- 88%** Yes
- 6%** No
- 6%** Don't Know

10. "Building maintenance" includes things such as clean halls and stairways and having lights and elevators that work. In the last 12 months, how would you rate the overall building maintenance?

- 7%** Poor
- 7%** Fair
- 20%** Good
- 33%** Very Good
- 33%** Excellent

11. In the last 12 months, how would you rate how well the outdoor space is maintained at your development (such as litter removal and clear walkways)?

- 0%** Poor
- 12%** Fair
- 19%** Good
- 25%** Very Good
- 44%** Excellent

12. In the last 12 months, how many times did you completely lose heat in your apartment?

- 82%** Never → **If Never, go to #14**
- 12%** Once
- 6%** 2 or 3 times
- 0%** 4 times or more

13. How long did it usually take for your heat to come back on?

100% Less than 24 hours

0% 24 to 48 hours

0% More than 48 hours

14. In the last 12 months, did you have any of these other heating problems?

	Yes
a. Apartment was too hot	17%
b. Apartment was too cold	17%
c. Took too long for apartment to heat up	17%
d. Apartment felt too drafty	11%

15. In the last 12 months, how many times did you have no hot water in your apartment?

69% Never → **If Never, go to #17**

19% Once

12% 2 or 3 times

0% 4 times or more

16. How long did it usually take for the hot water to come back on?

80% Less than 24 hours

20% 24 to 48 hours

0% More than 48 hours

17. In the last 12 months, did you have any of these other water or plumbing problems?

	Yes
a. Clogged drains (sink, toilet, shower)	50%
b. Leaking pipes or faucets	11%
c. Complete loss of water	6%
d. Water temperature problems (too hot, too cold, unreliable)	17%
e. Water stains on the ceiling	6%
f. Sewer backed-up into your apartment	6%

Communication

18. In the last 12 months, has the Executive Director at your development held any meetings with residents?

55% Yes

17% No

28% Don't remember

19. In the last 12 months, how often were you treated with courtesy and respect by the management office of your development?

11% Never

11% Sometimes

17% Usually

61% Always

Safety

20. In the last 12 months, in general, how safe did you feel in your development?

50% Very safe → **If Very safe, go to #22**

33% Mostly safe

11% Somewhat safe

6% Not at all safe

21. For those who felt not at all, somewhat, or mostly safe: Why do you feel unsafe in your development? (*Check all that apply.*)

Building/Indoor Concerns

0% Not enough lighting in the hallways

44% Windows are not secure

33% Security of entry doors

0% Other tenants give door access code to non-residents

Outdoor Concerns

22% Not enough outdoor lights

22% Illegal activity in the development

11% Strangers hanging around who should not be there

11% Sidewalks are difficult to walk on

Other Concerns

0% The neighborhood/area the development is in

56% Another reason

22. Overall, how satisfied are you living in your development?

55% Very satisfied

28% Mostly satisfied

11% Mostly dissatisfied

6% Very dissatisfied

HADLEY HOUSING AUTHORITY

Performance Management Review (PMR) Report

Fiscal Year End 9/30/2023

*For a detailed report of the Performance Management Review (PMR), please contact the Local Housing Authority

Executive Office of Housing and Livable Communities (EOHLC) PMR Desk Audit Ratings Summary Official Published PMR Record For a detailed report of the Performance Management Review (PMR), please contact the Local Housing Authority	
Housing Authority	HADLEY HOUSING AUTHORITY
Fiscal Year Ending	Sep 2023
Housing Management Specialist	Evelyn Muasya
Facilities Management Specialist	Bob Arsenault

Criteria	Score/Rating			
	Management			
Occupancy Rate	c.667	c.705	c.200	Cumulative
	No Findings	No Findings	Not Applicable	No Findings
Tenant Accounts Receivable (TAR)	c.667	c.705	c.200	Cumulative
	Corrective Action	Operational Guidance	Not Applicable	Corrective Action
Board Member Training	Operational Guidance			
Certifications and Reporting Submissions	Operational Guidance			
Annual Plan	No Findings			
	Financial			
Adjusted Net Income	No Findings			
Operating Reserves	No Findings			

EXECUTIVE OFFICE OF HOUSING AND LIVABLE COMMUNITIES (EOHLC) Staff Certification & Training Rating	
LHA Name	HADLEY HOUSING AUTHORITY
FYE	Sep 2023
HMS Name	Evelyn Muasya
FMS Name	Bob Arsenault

Criteria	Rating
Staff Certification and Training	No Findings

EXECUTIVE OFFICE OF HOUSING AND LIVABLE COMMUNITIES (EOHLC) CFA Submission	
LHA Name	HADLEY HOUSING AUTHORITY
FYE	Sep 2023
HMS Name	Evelyn Muasya
FMS Name	Bob Arsenault

CFA Submission (Planning Year)

Rating: No Rating

Recommendations: 1. No Recommendations

EXECUTIVE OFFICE OF HOUSING AND LIVABLE COMMUNITIES (EOHLC)

PMR Desk Audit Recommendations Report

LHA Name	HADLEY HOUSING AUTHORITY
FYE	Sep 2023
HMS Name	Evelyn Muasya
FMS Name	Bob Arsenault

Occupancy

Rating All: No Findings
Rating 667: No Findings
Rating 705: No Findings
Rating 200: Not Applicable

1. No Recommendations

Tenant Accounts Receivable (TAR)

Rating All: Corrective Action
Rating 667: Corrective Action
Rating 705: Operational Guidance
Rating 200: Not Applicable

1. Create written repayment agreements, either in house or court ordered, and ensure they are adhered to.
2. Evaluate vacated balances to better understand what is collectible and what is unlikely to be collected. Don't allow tenant balances to build-up before doing lease enforcement. Review aged receivables report regularly.

Board Member Training

Rating: Operational Guidance

1. Provide computer guidance as needed to help board members complete the training.

Certifications and Reporting Submissions

Rating: Operational Guidance

1. Submit all four quarterly vacancy certifications by the end of the month following the quarter end.
2. Submit all four quarters of Tenants Accounts Receivables (TAR) application within 60 days of quarter end.
3. Submit all four quarterly operating statements within 60 days of the quarter end.

Annual Plan Submission

Rating: No Findings

1. No Recommendations

Adjusted Net Income/Revenue

Rating: No Findings

Revenue

1. No Recommendations

Expense

Salaries

1. No Recommendations

Legal

1. No Recommendations

Utilities

1. No Recommendations

Maintenance

1. No Recommendations

Other

1. No Recommendations

Operating Reserve

Rating: No Findings

1. No Recommendations

EXECUTIVE OFFICE OF HOUSING AND LIVABLE COMMUNITIES (EOHLC)

CHAMP Close Out Report

LHA Name	HADLEY HOUSING AUTHORITY
FYE	Sep 2023
HMS Name	Evelyn Muasya
FMS Name	Bob Arsenaault

CHAMP Criteria 1a

Rating: No Findings

Recommendations: 1. No Recommendations

CHAMP Criteria 1b

Rating: No Findings

Recommendations: 1. No Recommendations

CHAMP Criteria 1c

Rating: No Findings

Recommendations: 1. No Recommendations

CHAMP Criteria 2a

Rating: No Findings

Recommendations: 1. No Recommendations

CHAMP Criteria 2b

Rating: No Findings

Recommendations: 1. No Recommendations

CHAMP Criteria 3a

Rating: No Findings

Recommendations: 1. No Recommendations

CHAMP Criteria 3b (Planning Year)

Rating: No Rating

Recommendations: 1. No Recommendations

CHAMP Criteria 3c (Planning Year)

Rating: No Rating

Recommendations: 1. No Recommendations

EXECUTIVE OFFICE OF HOUSING AND LIVABLE COMMUNITIES (EOHLC)
PMR Physical Condition Report

For any questions on your FMS PMR Ratings, please contact your FMS.

LHA Name	HADLEY HOUSING AUTHORITY
FYE	Sep 2023
HMS Name	Evelyn Muasya
FMS Name	Bob Arsenault

Criteria 1: 100% of units inspected during FYE under review

Rating: No Findings

Recommendations: 1. No Recommendations

Criteria 2: Unit inspection Reports create, track, and report Work Orders for inspection repairs, and Work Orders are completed within 30 days or added to DM/CIP

Rating: No Findings

Recommendations: 1. No Recommendations

Criteria 3: Unit Inspection Reports accurately reflect necessary repairs

Rating: No Findings

Recommendations: 1. No Recommendations

Criteria 4: Work Orders created for every vacancy and completed within 30 days (or waiver requested)

Rating: No Findings

Recommendations: 1. No Recommendations

Criteria 5: Vacancy Turnover Work Orders accurately reflect necessary repairs

Rating: No Findings

Recommendations: 1. No Recommendations

Criteria 6: LHA Preventive Maintenance Plan accurately reflects all necessary work to maximize life of LHA components

Rating: No Findings

Recommendations: 1. No Recommendations

Criteria 7: All emergency work orders are created, tracked, reported and completed within 48 hours

Rating: No Findings

Recommendations: 1. No Recommendations

Criteria 8: All requested work orders are created, tracked, reported and completed within 14 days or added to DM/CIP

Rating: No Findings

Recommendations: 1. No Recommendations

Health & Safety Deficiencies

Inspection reports were provided to the LHA at the time of the EOHLC site visit. There were no Health and Safety deficiencies identified during the PMR Inspection.